

EasyUSB Mixer/Amp Version 01.20.02

Release Notes – December 14, 2016

Affected firmware

Component	Version
System	01.20.02

Additions and Enhancements

A serial RS-232 command has been added to set automatic gain control (AGC) ON or OFF for EasyMIC microphones. The returned command response will indicate the current AGC state, and will indicate if an EasyMic is connected. The Mixer/Amp saves the setting whether an EasyMIC is connected or not, and retains the setting through reboots and power cycles.

Enable AGC: 6130 01

Disable AGC: 6130 00

Fixed Issues

In the previous version, the Vaddio Loader did not update MicPOD microphones properly. This has been fixed.

Known Issues

At this time there are no known issues with this release.

Firmware Update Instructions

Follow these steps to update your product's firmware.

Before You Start

You will need these items:

- USB to Serial Adapter
- DB9 to RJ-45 Adapter
- Latest version of Vaddio Loader program – download from support.vaddio.com, along with instructions

Follow the instructions to install the Vaddio loader.

Connect the Mixer/Amp to Your Computer

1. Disconnect power to the Mixer/Amp.
2. Connect the DB-9 to RJ-45 RS-232 serial adapter to your computer's RS-232 serial port.
3. Connect the USB to serial adapter cable from the Mixer/Amp's USB port to the serial adapter.
4. Connect power to the Mixer/Amp.

Download the Firmware Update

Locate the link to download the firmware update from the website:

- Go to <http://www.vaddio.com/product/easyusb-mixer>.
- Select the Drawings and Manuals tab.
- Click the link for Firmware Update V1.20.02, under the Software Updates heading.

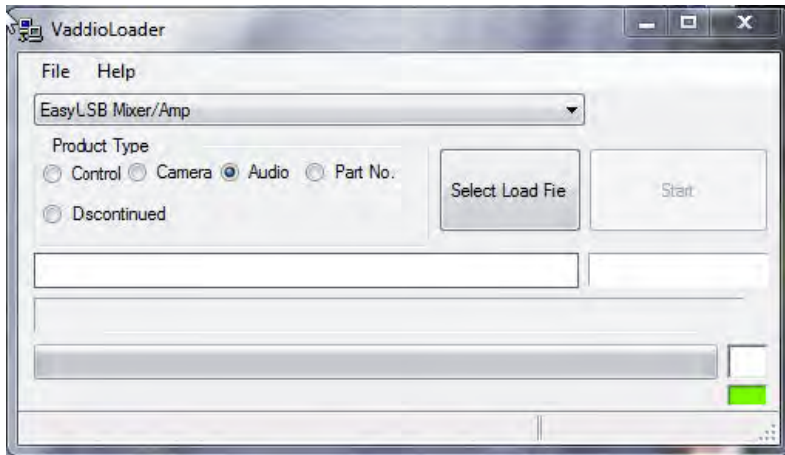
The file that downloads to your computer is `mixamp_v1-20-02.bin`.

Load the Firmware

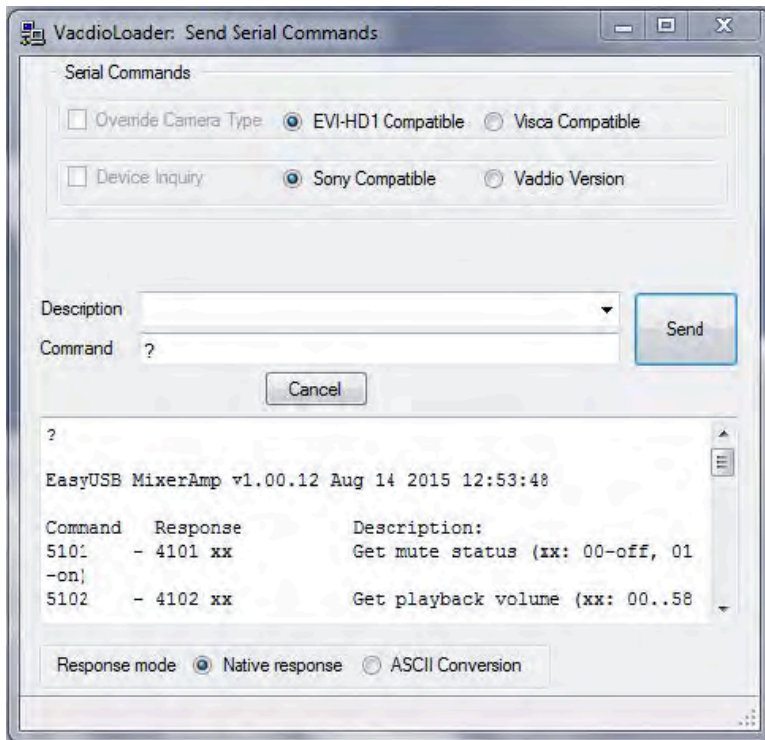
Note

Some of the information displayed in the Vaddio Loader will be different from what is shown in the screen shots below.

1. Open the Vaddio Loader.
2. Under Product Type, select Audio.



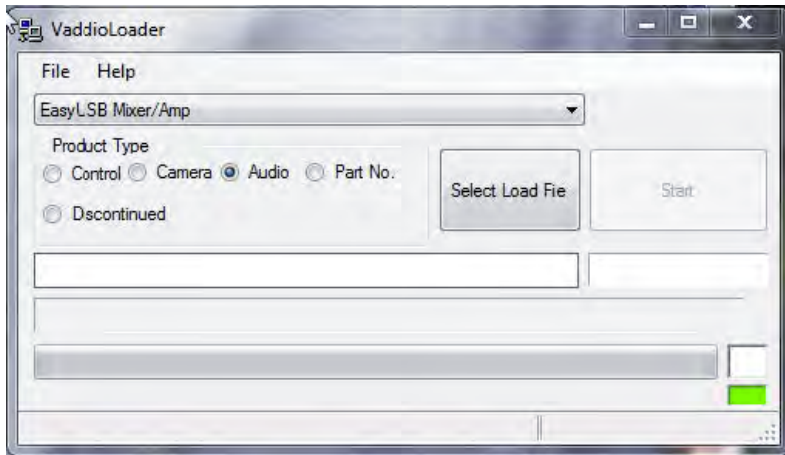
3. Select Mixer/Amp from the product list.
4. Open the File menu and select the COM port your computer is using for the connection to the Mixer/Amp.
5. Check your current firmware version: Open the File menu and select Serial Commands. The Send Serial Commands box opens.
6. In the Command box, enter a question mark. Then select Send. The Mixer/Amp returns information about the firmware version currently installed.



If the Mixer/Amp shows v1.20.02, STOP. The firmware is up-to-date.

7. If the Mixer/Amp is not currently using version 1.20.02, close the Send Serial Commands box to return to the main Vaddio Loader.
8. Disconnect power to the Mixer/Amp.
9. Set the Mixer/Amp's DIP switch 8 UP.

10. Connect power to the Mixer/Amp and wait until it finishes booting - typically around 15 seconds.
11. Select Mixer/Amp in the Vaddio Loader again.



12. Click the Select Load File button, and select the firmware update file you downloaded. The filename and timestamp populate into the blanks below the Select Load File button.
13. Double-check to be sure you have selected the right file. Then click Start.

During the update, the Mixer/Amp's power indicator blinks. The progress bar at the bottom of the Vaddio Loader box...displays progress. The update usually takes about 10 minutes.

If you have any questions, please call Vaddio Technical Support at 800-572-2011.

Caution

Do not disconnect power or the serial cable during the update. Interrupting the update can make the Mixer/Amp non-functional. If this happens, the unit must be returned to Vaddio for service.

Firmware Release History: EasyUSB Mixer/Amp Version 01.20.01

Release Notes – May 9, 2016

Affected firmware

Component	Version
System	1.20.01

Additions and Enhancements

- EasyMIC communication interval is now 90 milliseconds, to allow faster button response from EasyUSB Table MicPOD.
- Line output is no longer affected by volume changes unless the EasyUSB Mixer/AMP is in USB Conference mixing mode.
- Speaker EQ DIP switch is now active during runtime. In previous releases, it required a power cycle to take effect.
- USB playback maximum gain range has been adjusted to offer improved USB volume adjustments.
- “Set Playback Volume” RS-232 serial command has been improved to arrive at the specified volume level faster.

Fixed Issues

In previous versions of the software, audio distortion could be present on certain combinations of Mac OS X and hardware platforms. This has been improved.

Known Issues

At this time there are no known issues with this release.

Backward Compatibility

No backward compatibility issues have been found in testing.

Firmware Release History: EasyUSB Mixer/Amp Version 1.00.13

Release Notes – February 5, 2016

Affected firmware

Component	Version
System	1.00.13

Fixed Issues

- Resolves issue where EasyUSB Mixer/Amp might not enumerate on Mac computers running OS X 10.11.x (El Capitan).
- Corrects small typographical error in API Kit

Known Issues

Possible interoperability issue with certain Mac hardware and Mac OS combinations. See EasyUSB Mixer/Amp Product Notice for more information, located at <http://www.vaddio.com/product/easyusb-mixer>, under the “Drawings & Manuals” tab.

Firmware Release History: EasyUSB Mixer/Amp Version 1.00.02

Release Notes – August 15, 2015

Affected firmware

Component	Version
System	1.00.12

Fixed Issues

- In 1.00.11 USB Audio transmit could be intermittently lost. This has been fixed.
- Improved Chrome OS HID compatibility.

Known Issues

Possible interoperability issue with certain Mac hardware and Mac OS combinations. See [EasyUSB Mixer/Amp Product Notice](#) for more information.

Firmware Release History: EasyUSB Mixer/Amp Version 1.11

New Features and Functions

Ability to work with Vaddio – sold USB Cat.5 Extender

Fixed Issues

- Resolved issue where in previous versions the Mixer/Amp would appear muted but still allow sound to pass through
- Improved ChromeOS HID compatibility

Known Issues

Possible interoperability issue with certain Mac hardware and Mac OS combinations, which could manifest itself as reduction of audio quality during operation with UC conferencing applications. This can be attributed to newer versions of Mac OS 10.8, 10.9 and 10.10 where audio timing between the host and USB encoder may get out of sync.

Interoperability Testing and Findings

Same as previous release.

Backward Compatibility

Same as previous release.

User Notes

N/A.

EasyUSB™, EasyMic™, AV Bridge™, Mixer/Amp™, and RoboSHOT™ are trademarks of Vaddio. All other trademarks in this document are the property of their respective owners.

Copyright © 2016 Vaddio. All rights reserved.

Vaddio

131 Cheshire Ln., Suite 500

Minnetonka, MN 55305

The logo for Vaddio, featuring the word "vaddio" in a bold, blue, lowercase sans-serif font. The letter "o" at the end is stylized as a circle with a smaller solid circle inside it, resembling an eye or a camera lens.