

TEST REPORT

Report No.: BCTC2302060974-1E

Applicant: SHEN ZHEN AUDIO EM ELECTRONIC CO. LTD

Product Name: Wireless headphone

Model/Type reference: OPP032

Tested Date: 2022-06-20 to 2022-06-27

Issued Date: 2023-02-28

Shenzhen BCTC Testing Co., Ltd.



Product Name: Wireless headphone
Trademark: N/A
Model/Type reference: OPP032
OPP032, OPP049, 700XHP
Prepared For: SHEN ZHEN AUDIO EM ELECTRONIC CO. LTD
Address: No. 3, zhugaotang Road, building 9, Dahuang Industrial Zone, Pinghu community,
Pinghu street, Longgang District, Shenzhen, China
Manufacturer: SHEN ZHEN AUDIO EM ELECTRONIC CO. LTD
Address: No. 3, zhugaotang Road, building 9, Dahuang Industrial Zone, Pinghu community,
Pinghu street, Longgang District, Shenzhen, China
Prepared By: Shenzhen BCTC Testing Co., Ltd.
Address: 1-2/F., Building B, Pengzhou Industrial Park, No.158, Fuyuan 1st Road,
Zhancheng, Fuhai Subdistrict, Bao'an District, Shenzhen, Guangdong, China.
Sample Received Date: 2022-06-20
Sample tested Date: 2022-06-20 to 2022-06-27
Issue Date: 2023-02-28
Report No.: BCTC2302060974-1E
Test Standards: EN 62479:2010
EN 50663:2017
Test Results: PASS
Remark: This is Health test report.

Tested by:



Eric Yang/Project Handler

Approved by:



Zero Zhou/Reviewer


The test report is effective only with both signature and specialized stamp. This result(s) shown in this report refer only to the sample(s) tested. Without written approval of Shenzhen BCTC Testing Co., Ltd, this report can't be reproduced except in full. The tested sample(s) and the sample information are provided by the client.

Table Of Content

Test Report Declaration	Page
1. Version	4
2. Product Information And Test Setup	5
2.1 Product Information.....	5
3. Health Requirements.....	6
3.1 Limits.....	6
3.2 Exposure Evaluation	6
4. EUT Photographs.....	7

(Note: N/A Means Not Applicable)


TC
3C
PPR
測



1. Version

Report No.	Issue Date	Description	Approved
BCTC2302060974-1E	2023-02-28	Original	Valid


TEC
TC
OVB
檢



2. Product Information And Test Setup

2.1 Product Information

Model/Type reference:	OPP032 OPP032, OPP049, 700XHP
Model differences:	All the model are the same circuit and RF module, except model names.
Hardware Version:	N/A
Software Version:	N/A
Operation Frequency:	Bluetooth(EDR): 2402-2480MHz
Max. RF output power:	Bluetooth(EDR): 0.37dBm
Type of Modulation:	Bluetooth(EDR): GFSK, $\pi/4$ DQPSK, 8DPSK
Antenna installation:	PCB antenna
Antenna Gain:	2.71dBi
Ratings:	USB: DC 5V Battery: DC 3.7V



3. Health Requirements

3.1 Limits

According to Council Recommendation: the criteria listed in the following table shall be used to evaluate the environment impact of human exposure to radio frequency (RF) radiation.

Reference levels for electric, magnetic and electromagnetic fields (10MHz to 300GHz)

Low-power electronic and electrical equipment is deemed to comply with the provisions of this standard if it can be demonstrated using routes B, C or D that the available antenna power and/or the average total radiated power is less than or equal to the applicable low-power exclusion level Pmax.

Annex A contains example values for Pmax derived from existing exposure limits listed in the bibliography, such as the ICNIRP guidelines [1], IEEE Std C95.1-1999 [2], and IEEE Std C95.1-2005 [3].

For wireless devices operated close to a person's body with available antenna powers and/or average total radiated powers higher than the Pmax values given in Annex A, the alternative Pmax values (called Pmax'), described in Annex B can also be used.

For low power equipment using pulsed signals, other limits may apply in addition to those considered in Annex A and Annex B. Both ICNIRP guidelines [1] and IEEE standards [2], [3] have specific restrictions on exposures to pulsed fields, and the requirements of those standards with respect to exposure to pulses shall be met. Annex C discusses this topic further.

Exposure tier	Region of body	Exclusion level Pmax
General public	Head and trunk	20mW(13dBm)
General public	Limbs	40mW(16dBm)

3.2 Exposure Evaluation


Mode	The worst e.i.r.p. (dBm)	Pmax(dBm)	Result
EDR	0.37	13	PASS
Remark: 1, Refer to RF test report for e.i.r.p. 2, After performed the test at low/middle/high channel, the record is the worst.			
Remark: Based on the following changes in the original test report (BCTC2206453553-1E), No changes were made to the product, Only changes Applicant Company, Applicant Address, Manufacturer Company, Manufacturer Address Model Name.			

4. EUT Photographs

EUT Photo 1



EUT Photo 2




EUT Photo 3




EUT Photo 4



EUT Photo 5




EUT Photo 6




CT
CT
PROV
测检

EUT Photo 7



EUT Photo 8



ESTIM
C
VED
測

STATEMENT

- 1.The equipment lists are traceable to the national reference standards.
- 2.The test report can not be partially copied unless prior written approval is issued from our lab.
- 3.The test report is invalid without stamp of laboratory.
- 4.The test report is invalid without signature of person(s) testing and authorizing.
- 5.The test process and test result is only related to the Unit Under Test.
- 6.The quality system of our laboratory is in accordance with ISO/IEC17025.
- 7.If there is any objection to report, the client should inform issuing laboratory within 15 days from the date of receiving test report.

Address:

1-2/F., Building B, Pengzhou Industrial Park, No.158, Fuyuan 1st Road, Zhancheng, Fuhai Subdistrict, Bao'an District, Shenzhen, Guangdong, China

TEL : 400-788-9558

P.C.: 518103

FAX : 0755-33229357

Website : <http://www.chnbctc.com>

E-Mail : bctc@bctc-lab.com.cn

***** END *****