

Rail Depth Adapter Kit for Server Racks - 2U


RDA2U

FR: Guide de l'utilisateur - fr.startech.com
 DE: Bedienungsanleitung - de.startech.com
 ES: Guía del usuario - es.startech.com
 NL: Gebruiksaanwijzing - nl.startech.com
 PT: Guia do usuário - pt.startech.com
 IT: Guida per l'uso - it.startech.com

Introduction

The depth-adapter kit addresses the frustration of having components that are too long or too short for your current server rack. Instead of having to purchase new components or server racks, you can use the RDA2U to increase or decrease the mounting depth of your server rack rails by 4 in. (10 cm).

Product diagram



Package contents

- 2 x depth-adapter brackets
- 4 x 10-32 x 5/8 screws
- 4 x 10-32 cage nuts
- 1 x instruction manual

System requirements

- Server rack
- Phillips head screwdriver

System requirements are subject to change. For the latest requirements, please visit www.StarTech.com/RDA2U.

Technical specifications

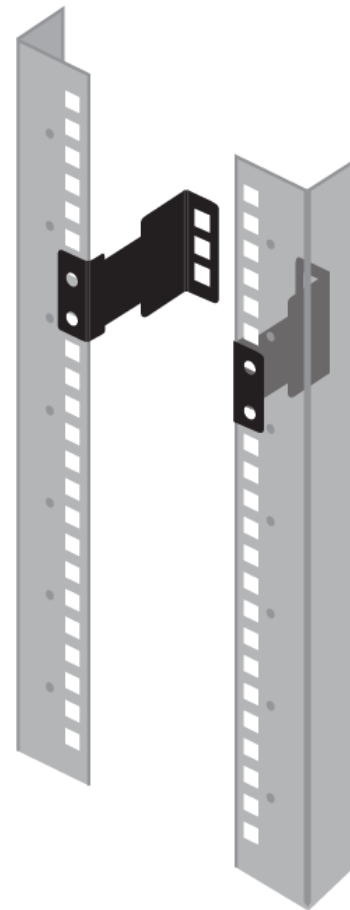
The depth-adapter brackets use two units of your server rack and are designed to support up to 20 lb. of weight.

Decrease the depth of your server rack

Note: When you install the brackets, make sure that the rack-mounting holes are on the outside of the server rack.

1. Position one of the depth-adapter brackets so that the end with the equipment-mounting holes extends into the server rack (*diagram 1*).
2. Insert a 10-32 x 5/8 screw through each of the rack-mounting holes and into the server rack.
3. Repeat steps 1 and 2 for the second bracket.

diagram 1



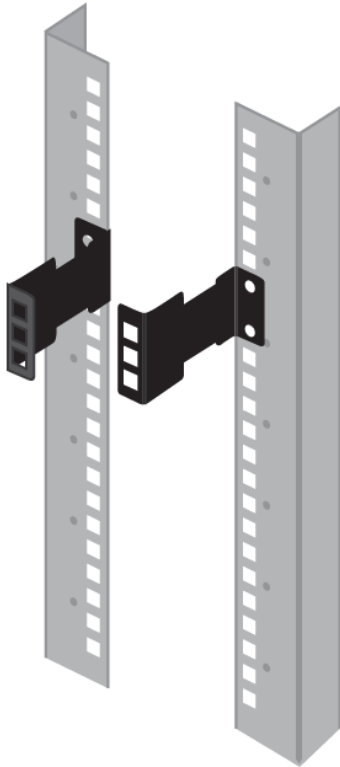
Note: The diagram illustrates the 1U depth-adapter bracket.

Increase the depth of your server rack

Note: When you install the brackets, make sure that the rack-mounting holes are on the outside of the server rack.

1. Position one of the depth-adapter brackets so that the end with the equipment-mounting holes extends outside of the server rack (*diagram 2*).
2. Insert a 10-32 x 5/8 screw through each of the rack-mounting holes and into the server rack.
3. Repeat steps 1 and 2 for the second bracket.

diagram 2



Note: The diagram illustrates the 1U depth-adapter bracket.

Use of Trademarks, Registered Trademarks, and other Protected Names and Symbols

This manual may make reference to trademarks, registered trademarks, and other protected names and/or symbols of third-party companies not related in any way to StarTech.com. Where they occur these references are for illustrative purposes only and do not represent an endorsement of a product or service by StarTech.com, or an endorsement of the product(s) to which this manual applies by the third-party company in question. Regardless of any direct acknowledgement elsewhere in the body of this document, StarTech.com hereby acknowledges that all trademarks, registered trademarks, service marks, and other protected names and/or symbols contained in this manual and related documents are the property of their respective holders.

Technical Support

StarTech.com's lifetime technical support is an integral part of our commitment to provide industry-leading solutions. If you ever need help with your product, visit www.startech.com/support and access our comprehensive selection of online tools, documentation, and downloads.

For the latest drivers/software, please visit www.startech.com/downloads

Warranty Information

This product is backed by a two-year warranty.

StarTech.com warrants its products against defects in materials and workmanship for the periods noted, following the initial date of purchase. During this period, the products may be returned for repair, or replacement with equivalent products at our discretion. The warranty covers parts and labor costs only. StarTech.com does not warrant its products from defects or damages arising from misuse, abuse, alteration, or normal wear and tear.

Limitation of Liability

In no event shall the liability of StarTech.com Ltd. and StarTech.com USA LLP (or their officers, directors, employees or agents) for any damages (whether direct or indirect, special, punitive, incidental, consequential, or otherwise), loss of profits, loss of business, or any pecuniary loss, arising out of or related to the use of the product exceed the actual price paid for the product. Some states do not allow the exclusion or limitation of incidental or consequential damages. If such laws apply, the limitations or exclusions contained in this statement may not apply to you.