

Precision 3260 Compact

Setup and Specifications

Notes, cautions, and warnings

 **NOTE:** A NOTE indicates important information that helps you make better use of your product.


 **CAUTION:** A CAUTION indicates either potential damage to hardware or loss of data and tells you how to avoid the problem.

 **WARNING:** A WARNING indicates a potential for property damage, personal injury, or death.


Chapter 1: Set up your computer	4
Chapter 2: Views of Precision 3260 Compact	9
Front.....	9
Back.....	10
Left.....	11
Chapter 3: Specifications of Precision 3260 Compact	12
Dimensions and weight.....	12
Processors.....	12
Chipset.....	13
Operating system.....	13
Memory.....	14
Memory matrix.....	14
External ports.....	15
Internal slots.....	15
Ethernet.....	16
Wireless module.....	16
Audio.....	16
Storage.....	17
RAID (Redundant Array of Independent Disks).....	18
Power adapter.....	18
GPU—Integrated.....	19
Multiple display support matrix.....	19
GPU—Discrete.....	20
Multiple display support matrix.....	20
Hardware security.....	21
Environmental.....	22
Regulatory compliance.....	22
Operating and storage environment.....	22
Chapter 4: Getting help and contacting Dell	24

Set up your computer

1. Connect the keyboard and mouse.



2. Connect to your network using a cable.




i NOTE: Alternatively, you can connect to a wireless network.

3. Connect the display.



4. Connect the power cable.



5. Press the power button.



6. Finish Windows setup.

Follow the on-screen instructions to complete the setup. When setting up, Dell recommends that you:

- Connect to a network for Windows updates.
 - ⓘ **NOTE:** If connecting to a secured wireless network, enter the password for the wireless network access when prompted.
- If connected to the internet, sign-in with or create a Microsoft account. If not connected to the internet, create an offline account.
- On the **Support and Protection** screen, enter your contact details.

7. Locate and use Dell apps from the Windows Start menu—Recommended

Table 1. Locate Dell apps






Resources	Description
	<p>My Dell</p> <p>Centralized location for key Dell applications, help articles, and other important information about your computer. It also notifies you about the warranty status, recommended accessories, and software updates if available.</p>
	<p>SupportAssist</p> <p>Pro-actively checks the health of your computer's hardware and software. The SupportAssist OS Recovery tool troubleshoots issues with the operating system. For more information, see the SupportAssist documentation at www.dell.com/support.</p> <p>ⓘ NOTE: In SupportAssist, click the warranty expiry date to renew or upgrade your warranty.</p>

Table 1. Locate Dell apps (continued)

Resources	Description
	<p>Dell Update</p> <p>Updates your computer with critical fixes and latest device drivers as they become available. For more information about using Dell Update, see the knowledge base article SLN305843 at www.dell.com/support.</p>
	<p>Dell Digital Delivery</p> <p>Download software applications, which are purchased but not pre-installed on your computer. For more information about using Dell Digital Delivery, see the knowledge base article 153764 at www.dell.com/support.</p>

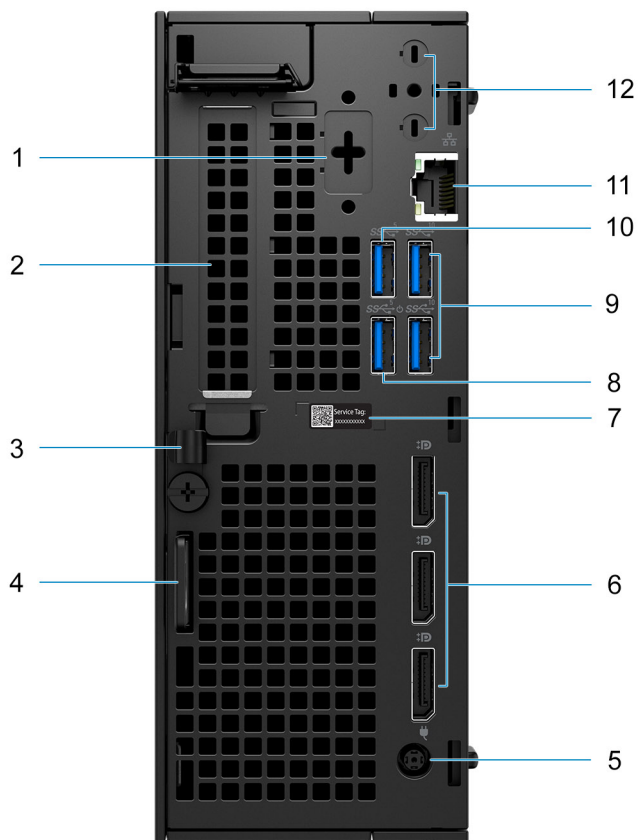
Views of Precision 3260 Compact

Front




1. Power button (diagnostic indicator)
2. Hard-drive status indicator
3. Re-tasking line-out/line-in audio port
4. Universal audio jack
5. USB 3.2 Gen 2 port with PowerShare
6. USB 3.2 Gen 2x2 Capable Type-C port

Back



1. Optional port (PS/2 Serial/HDMI 2.1/Displayport 1.4a (HBR3)/VGA/USB Type-C with DisplayPort Alt mode)
2. Expansion card slot
3. DC-in cable clip
4. Kensington security-cable slot and padlock ring
5. Power adapter port
6. DisplayPort 1.4a (HBR2)
7. Service tag
8. USB 3.2 Gen 1 port with Smart Power On
9. USB 3.2 Gen 2 ports
10. USB 3.2 Gen 1 port
11. RJ45 Ethernet port
12. Integrated external SMA antenna connectors (optional)

Left



1. Four M4x10 screw posts for VESA mounting option.


i **NOTE:** The Dell Precision 3260 Compact Form Factor has screw holes 100 mmx100 mm apart.

Specifications of Precision 3260 Compact

Dimensions and weight

The following table lists the height, width, depth, and weight of your Precision 3260 Compact.

Table 2. Dimensions and weight

Description	Values
Height	190 mm (7.48 in.)
Width	71.80 mm (2.82 in.)
Depth	178 mm (7.00 in.)
Weight  NOTE: The weight of your computer depends on the configuration ordered and manufacturing variability.	<ul style="list-style-type: none"> • 2.13 kg (4.70 lbs)—maximum • 1.42 kg (3.14 lbs)—minimum

Processors

The following table lists the details of the processors that are supported by your Precision 3260 Compact.

Table 3. Processors

Processors	Wattage	Core count	Thread count	Speed	Cache	Integrated graphics
13 th Generation Intel Core i9-13900, vPro	65 W	24	32	2.0 GHz to 5.6 GHz	36 MB	Intel UHD Graphics 770
13 th Generation Intel Core i7-13700, vPro	65 W	16	24	2.1 GHz to 5.2 GHz	30 MB	Intel UHD Graphics 770
13 th Generation Intel Core i5-13600, vPro	65 W	14	20	2.7 GHz to 5.0 GHz	24 MB	Intel UHD Graphics 770
13 th Generation Intel Core i5-13500, vPro	65 W	14	20	2.5 GHz to 4.8 GHz	24 MB	Intel UHD Graphics 770
13 th Generation Intel Core i5-13400	65 W	10	16	2.5 GHz to 4.6 GHz	20 MB	Intel UHD Graphics 730
13 th Generation Intel Core i3-13100	60 W	4	8	3.4 GHz to 4.5 GHz	12 MB	Intel UHD Graphics 730

Table 3. Processors (continued)

Processors	Wattage	Core count	Thread count	Speed	Cache	Integrated graphics
12 th Generation Intel Core i9-12900, vPro	65 W	16	24	2.4 GHz to 5.1 GHz	30 MB	Intel UHD Graphics 770
12 th Generation Intel Core i7-12700, vPro	65 W	12	20	2.1 GHz to 4.9 GHz	25 MB	Intel UHD Graphics 770
12 th Generation Intel Core i5-12600, vPro	65 W	6	12	3.3 GHz to 4.8 GHz	18 MB	Intel UHD Graphics 770
12 th Generation Intel Core i5-12500, vPro	65 W	6	12	3.0 GHz to 4.6 GHz	18 MB	Intel UHD Graphics 770
12 th Generation Intel Core i3-12100	60 W	4	8	3.3 GHz to 4.3 GHz	12 MB	Intel UHD Graphics 730

NOTE: System boards that ship with 12th Generation Intel Core processors are only compatible with 12th Generation Intel Core processors. System boards that ship with 13th Generation Intel Core processors are also backwards compatible with 12th Generation Intel Core processors.

NOTE: To contact Dell for sales, technical support, customer service issues, or to learn more about different types of system boards, see www.dell.com/contactdell.

Chipset

The following table lists the details of the chipset supported by your Precision 3260 Compact.

Table 4. Chipset

Description	Values
Chipset	Intel W680
Processor	<ul style="list-style-type: none"> 13th Generation Intel Core i3/i5/i7/i9 12th Generation Intel Core i3/i5/i7/i9
DRAM bus width	<ul style="list-style-type: none"> 64-bit (for single-channel) 128-bit (for dual-channel)
Flash EPROM	<ul style="list-style-type: none"> 16 MB (nRPMC) 32 MB (RPMC)
PCIe bus	Up to Gen 4.0

Operating system

Your Precision 3260 Compact supports the following operating systems:

- Windows 11 Home, 64-bit
- Windows 11 Pro, 64-bit
- Windows 11 Pro National Academic, 64-bit

- Windows 11 Pro for Workstations, 64-bit
- Windows 10 Home, 64-bit
- Windows 10 Pro, 64-bit
- Windows 10 Pro National Academic, 64-bit
- Windows 10 IoT Enterprise 2019 LTSC (OEM only)
- Windows 10 Pro for Workstations, 64-bit
- RHEL 8.4
- Ubuntu 20.04 LTS, 64-bit

Memory

The following table lists the memory specifications of your Precision 3260 Compact.

Table 5. Memory specifications

Description	Values
Memory slots	Two-SoDIMM
Memory type	DDR5
Memory speed	4800 MHz
Maximum memory configuration	64 GB
Minimum memory configuration	8 GB
Memory size per slot	8 GB, 16 GB, 32 GB
Memory configurations supported	<ul style="list-style-type: none"> • 8 GB, 1 x 8 GB, DDR5, 4800 MHz, non-ECC, single-channel • 16 GB, 1 x 16 GB, DDR5, 4800 MHz, non-ECC, single-channel • 16 GB, 2 x 8 GB, DDR5, 4800 MHz, non-ECC, dual-channel • 32 GB, 1 x 32GB, DDR5, 4800 MHz, non-ECC, single-channel • 32 GB, 2 x 16 GB, DDR5, 4800 MHz, non-ECC, dual-channel • 64 GB, 2 x 32 GB, DDR5, 4800 MHz, non-ECC, dual-channel • 16 GB, 1 x 16 GB, DDR5, 4800 MHz, ECC, single-channel • 32 GB, 1 x 32 GB, DDR5, 4800 MHz, ECC, single-channel • 32 GB, 2 x 16 GB, DDR5, 4800 MHz, ECC, dual-channel • 64 GB, 2 x 32 GB, DDR5, 4800 MHz, ECC, dual-channel

Memory matrix

The following table lists the memory configurations supported on your Precision 3260 Compact.

Table 6. Memory matrix


Configuration	Slot	
	SO-DIMM1	SO-DIMM2
8 GB DDR5  NOTE: 8 GB configuration is only	8 GB	NA

Table 6. Memory matrix (continued)

valid for non-ECC memory.		
16 GB DDR5	16 GB	NA
16 GB DDR5	8 GB	8 GB
32 GB DDR5	32 GB	NA
32 GB DDR5	16 GB	16 GB
64 GB DDR5	32 GB	32 GB

External ports

The following table lists the external ports of your Precision 3260 Compact.

Table 7. External ports

Description	Values
Network port	One RJ45 Ethernet port
USB ports	<ul style="list-style-type: none"> One USB 3.2 Gen 2x2 Capable Type-C port (front) One USB 3.2 Gen 2 port with PowerShare (front) One USB 3.2 Gen 1 port (rear) One USB 3.2 Gen 1 port with Smart Power On (rear) Two USB 3.2 Gen 2 ports (rear)
Audio port	<ul style="list-style-type: none"> One universal audio jack One re-tasking line-out/line-in audio port
Video port	<ul style="list-style-type: none"> Three DisplayPort 1.4a (HBR2) One Optional port (PS/2 Serial/HDMI 2.1/Displayport 1.4a (HBR3)/VGA/USB Type-C with DisplayPort Alt mode) <p>NOTE: Download and install the latest Intel Graphics driver from www.dell.com/support to enable multiple displays.</p>
Media-card reader	Not supported
Power-adaptor port	One 7.4 mm DC-in port
Security-cable slot	<ul style="list-style-type: none"> One Kensington security-cable slot One padlock ring

Internal slots

The following table lists the internal slots of your Precision 3260 Compact.

Table 8. Internal slots

Description	Values
PCIe expansion card slots	One half-height Gen4 PCIe x8 slot
mSATA	Not supported
SATA	One SATA 3.0 slot for 2.5-inch hard drive

Table 8. Internal slots (continued)

Description	Values
M.2	<ul style="list-style-type: none"> One M.2 2230 slot for WiFi and Bluetooth card Two M.2 2230/2280 slots for solid-state drive <p>NOTE: To learn more about the features of different types of M.2 cards, see the knowledge base article 000144170 at www.dell.com/support.</p>

Ethernet

The following table lists the wired Ethernet Local Area Network (LAN) specifications of your Precision 3260 Compact.

Table 9. Ethernet specifications

Description	Values
Model number	Intel i219-LM
Transfer rate	10/100/1000 Mbps

Wireless module

The following table lists the Wireless Local Area Network (WLAN) modules supported on your Precision 3260 Compact.

Table 10. Wireless module specifications

Description	Option one	Option two
Model number	Qualcomm WCN6856-DBS	Intel AX211
Transfer rate	Up to 3571 Mbps	Up to 2400 Mbps
Frequency bands supported	2.4 GHz/5 GHz/6 GHz	2.4 GHz/5 GHz/6 GHz
Wireless standards	<ul style="list-style-type: none"> WiFi 802.11a/b/g Wi-Fi 4 (WiFi 802.11n) Wi-Fi 5 (WiFi 802.11ac) Wi-Fi 6E (WiFi 802.11ax) 	<ul style="list-style-type: none"> WiFi 802.11a/b/g Wi-Fi 4 (WiFi 802.11n) Wi-Fi 5 (WiFi 802.11ac) Wi-Fi 6E (WiFi 802.11ax)
Encryption	<ul style="list-style-type: none"> 64-bit/128-bit WEP AES-CCMP TKIP 	<ul style="list-style-type: none"> 64-bit/128-bit WEP AES-CCMP TKIP
Bluetooth	Bluetooth 5.3	Bluetooth 5.3

Audio

The following table lists the audio specifications of your Precision 3260 Compact.

Table 11. Audio specifications

Description	Values
Audio controller	Realtek ALC3246-CG

Table 11. Audio specifications (continued)

Description		Values
Stereo conversion		Supported
Internal audio interface		High definition audio interface
External audio interface		Universal audio jack
Number of speakers		One internal speaker (optional)
Internal-speaker amplifier		Audio codec integrated amplifier
External volume controls		No hardware volume buttons
Speaker output:		
	Average speaker output	2 W
	Peak speaker output	2.5 W
Subwoofer output		Not applicable
Microphone		Not applicable

Storage

This section lists the storage options on your Precision 3260 Compact.

Table 12. Storage matrix

Storage		Single M.2 socket	2 nd M.2 socket	1 st 2.5-inch hard drive
2.5-inch hard drive		No	No	Yes
M.2 SSD Boot		Yes	No	No
M.2 SDD Boot	2.5-inch hard drive	Yes	No	Yes
M.2 SSD Boot	SSD	Yes	Yes	No
M.2 SSD Boot	SSD	Yes	Yes	Not applicable
M.2 SSD Boot	SSD	RAID0 or RAID1	RAID0 or RAID1	No
M.2 SSD Boot	SSD	RAID0 or RAID1	RAID0 or RAID1	Not applicable
M.2 SSD Boot	SSD	2.5-inch hard drive	Yes	Yes
M.2 SSD Boot	SSD	2.5-inch hard drive	RAID0 or RAID1	Yes

Table 13. Storage specifications

Storage type	Interface type	Capacity
2.5-inch, 7200 RPM, HDD	SATA AHCI, up to 6 Gbps	Up to 1 TB
2.5-inch, 7200 RPM, HDD, self-encrypting, Opal 2.0, FIPS	SATA AHCI, up to 6 Gbps	500 GB
M.2 2230, Class 40 SSD	PCIe NVMe Gen3 x4	Up tp 2 TB

Table 13. Storage specifications (continued)

Storage type	Interface type	Capacity
M.2 2280, Class 40 SSD, self-encrypting drive	PCIe NVMe Gen3 x4	Up to 1 TB
M.2 2280, Class 50 SSD	PCIe NVMe Gen3x4	Up to 1 TB

RAID (Redundant Array of Independent Disks)

For optimal performance when configuring drives as a RAID volume, Dell recommends drive models that are identical.

NOTE: RAID is not supported on Intel Optane configurations.

RAID 0 (Striped, Performance) volumes benefit from higher performance when drives are matched because the data is split across multiple drives: any IO operations with block sizes larger than the stripe size will split the IO and become constrained by the slowest of the drives. For RAID 0 IO operations where block sizes are smaller than the stripe size, whichever drive the IO operation targets will determine the performance, which increases variability and results in inconsistent latencies. This variability is particularly pronounced for write operations and it can be problematic for applications that are latency sensitive. One such example of this is any application that performs thousands of random writes per second in very small block sizes.

RAID 1 (Mirrored, Data Protection) volumes benefit from higher performance when drives are matched because the data is mirrored across multiple drives: all IO operations must be performed identically to both drives, thus variations in drive performance when the models are different, results in the IO operations completing only as fast as the slowest drive. While this does not suffer the variable latency issue in small random IO operations as with RAID 0 across heterogeneous drives, the impact is nonetheless large because the higher performing drive becomes limited in all IO types. One of the worst examples of constrained performance here is when using unbuffered IO. To ensure writes are fully committed to non-volatile regions of the RAID volume, unbuffered IO bypasses cache (for example by using the Force Unit Access bit in the NVMe protocol) and the IO operation will not complete until all the drives in the RAID volume have completed the request to commit the data. This kind of IO operation completely negates any advantage of a higher performing drive in the volume.

Care must be taken to match not only the drive vendor, capacity, and class, but also the specific model. Drives from the same vendor, with the same capacity, and even within the same class, can have very different performance characteristics for certain types of IO operations. Thus, matching by model ensures that the RAID volumes is comprised of an homogeneous array of drives that will deliver all the benefits of a RAID volume without incurring the additional penalties when one or more drives in the volume are lower performing.

Precision 3260 Compact supports RAID with more than one hard drive configuration.


Power adapter

The following table lists the power adapter specifications of your Precision 3260 Compact.

Table 14. Power adapter specifications

Description	Option one	Option two
Type	180 W E4	240 W E4
Connector dimensions:		
External diameter	7.40 mm (0.29 in.)	7.40 mm (0.29 in.)
Internal diameter	5.10 mm (0.20 in.)	5.10 mm (0.20 in.)
Power-adapter dimensions:		
Height	30.00 mm (1.18 in.)	25.40 mm (1.00 in.)
Width	76.20 mm (3.00 in.)	100.00 mm (3.94 in.)
Depth	155 mm (6.10 in.)	200 mm (7.87 in.)

Table 14. Power adapter specifications (continued)

Description		Option one	Option two
Input voltage		100 VAC–240 VAC	100 VAC–240 VAC
Input frequency		50 Hz–60 Hz	50 Hz–60 Hz
Input current (maximum)		2.34 A	3.5 A
Output current (continuous)		9.23 A	12.31 A
Rated output voltage		19.50 VDC	19.50 VDC
Temperature range:			
	Operating	0°C to 40°C (32°F to 104°F)	0°C to 40°C (32°F to 104°F)
	Storage	40°C to -40°C (104°F to -40°F)	40°C to -40°C (104°F to -40°F)
 CAUTION: Operating and storage temperature ranges may differ among components, so operating or storing the device outside these ranges may impact the performance of specific components.			

GPU—Integrated

The following table lists the specifications of the integrated Graphics Processing Unit (GPU) supported by your Precision 3260 Compact.

Table 15. GPU—Integrated

Controller	Memory size	Processor
Intel UHD Graphics 730	Shared system memory	13 th Generation Intel Core i3-13100 and i5-13400 processor
Intel UHD Graphics 770	Shared system memory	13 th Generation Intel Core i7/i9, i5-13500 and i5-13600 processors.

Multiple display support matrix

The following table lists the multiple display support matrix for your Precision 3260 Compact.

Table 16. Multiple display support matrix

Description	Option 1	Option 2
Integrated Graphics Card	UHD Graphics 730 with 3 Display Port	UHD Graphics 770 with 3 Display Port
Optional Module	<ul style="list-style-type: none"> Optional card with VGA (1920 x 1200 @ 60 Hz) Optional card with DP 1.4a (HBR3) (5120 x 3200 @ 60 Hz) Optional card with HDMI 2.1 (4096 x 2160 @ 60 Hz) Optional card with Type-C (5120 x 3200 @ 60 Hz) 	<ul style="list-style-type: none"> Optional card with VGA (1920 x 1200 @ 60 Hz) Optional card with DP 1.4a (HBR3) (5120 x 3200 @ 60 Hz) Optional card with HDMI 2.1 (4096 x 2160 @ 60 Hz) Optional card with Type-C (5120 x 3200 @ 60 Hz)
Supported 4K Displays	DP1.4a HBR2, 4096 x 2304 @ 60 Hz	DP1.4a HBR2, 4096 x 2304 @ 60 Hz
Supported 5K Displays	5K tiled resolution (5120x2880) support on DP panels.	5K tiled resolution (5120x2880) support on DP panels.

Table 16. Multiple display support matrix (continued)

Description	Option 1	Option 2
	<p>NOTE: Requires two DP cables driven through two separate DDIs from the source, and using DP-SST (Single Stream Transport) mechanism.</p>	<p>NOTE: Requires two DP cables driven through two separate DDIs from the source, and using DP-SST (Single Stream Transport) mechanism.</p>

GPU—Discrete

The following table lists the specifications of the discrete Graphics Processing Unit (GPU) supported by your Precision 3260 Compact.

Table 17. GPU—Discrete

Controller	Memory size	Memory type
NVIDIA Quadro T400 (low profile)	2GB, 4 GB	GDDR6
NVIDIA Quadro T600 (low profile)	4 GB	GDDR6
NVIDIA Quadro T1000 (low profile)	4 GB, 8 GB	GDDR6
NVIDIA RTX 3000 (low profile)	8 GB	GDDR6

Multiple display support matrix

The following table lists the multiple display support matrix for your Precision 3260 Compact.

Table 18. Multiple display support matrix

Graphics Card	Memory	Ports	Supported external displays with Direct Connect	Supported external displays with DP Multi-Stream	Supported 4K Displays 3840 x 2160	Supported 5K Displays	Resolution	Total Power
NVIDIA Quadro T400	2 GB GDDR6	Three mini DisplayPort 1.4 with latching mechanism	3	3	3	1	<ul style="list-style-type: none"> Three 3840 x 2160 @ 120 Hz One 5120 x 2880 @ 60 Hz 	30 W
NVIDIA Quadro T600	4 GB GDDR6	Four mini DisplayPort 1.4	4	3	4	2	<ul style="list-style-type: none"> Four 3840 x 2160 @ 120 Hz Two 5120 x 2880 @ 60 Hz Two 7680 x 4320 @ 60 Hz 	40 W
NVIDIA Quadro T1000	4 GB GDDR6	Four mini DisplayPort 1.4	4	3	4	2	<ul style="list-style-type: none"> Four 3840 x 2160 @ 120 Hz 	50 W

Table 18. Multiple display support matrix (continued)

Graphics Card	Memory	Ports	Supported external displays with Direct Connect	Supported external displays with DP Multi-Stream	Supported 4K Displays 3840 x 2160	Supported 5K Displays	Resolution	Total Power
							<ul style="list-style-type: none"> Two 5120 x 2880 @ 60 Hz Two 7680 x 4320 @ 60 Hz 	
NVIDIA RTX 3000	6 GB GDDR6	Four mini DisplayPort 1.4	4	3	4	2	<ul style="list-style-type: none"> Four 3840 x 2160 @ 120 Hz Two 5120 x 3200 @ 60 Hz Two 7680 x 4360 @ 60 Hz 	65 W

Hardware security

The following table lists the hardware security of your Precision 3260 Compact.

Table 19. Hardware security

Kensington security-cable slot
Padlock ring
Chassis intrusion switch
Chassis lock slot support
Lockable cable covers
Supply chain tamper alerts
SafelD including Trusted Platform Module (TPM) 2.0
Smart card keyboard (FIPS)
Microsoft 10 Device Guard and Credential Guard (Enterprise SKU)
Microsoft Windows Bitlocker
Local hard drive data wipe through BIOS (Secure Erase)
Self-encrypting storage drives (Opal, FIPS)
Trusted Platform Module TPM 2.0
China TPM
Intel Secure Boot
Intel Authenticate
SafeBIOS: includes Dell Off-host BIOS
Verification, BIOS Resilience, BIOS
Recovery and additional BIOS Controls

Environmental

The following table lists the environmental specifications of your Precision 3260 Compact.

Table 20. Environmental

Feature	Values
Recyclable packaging	Yes
BFR/PVC—free	No
Vertical orientation packaging support	Yes
Multi-Pack packaging	Yes (DAO region only)
Energy-Efficient Power Supply	Standard
ENV0424 compliant	Yes

NOTE: Wood-based fiber packaging contains a minimum of 35% recycled content by total weight of wood-based fiber. Packaging that contains without wood-based fiber can be claimed as Not Applicable. The anticipated required criteria for EPEAT 2018.

Regulatory compliance

The following table lists the regulatory compliance of your Precision 3260 Compact.

Table 21. Regulatory compliance

Regulatory compliance
Product Safety, EMC and Environmental Datasheets
Dell Regulatory Compliance Home Page
Dell and the Environment

Operating and storage environment

This table lists the operating and storage specifications of your Precision 3260 Compact.

Airborne contaminant level: G1 as defined by ISA-S71.04-1985

Table 22. Computer environment

Description	Operating	Storage
Temperature range	0°C to 35°C (32°F to 95°F)	-40°C to 65°C (-40°F to 149°F)
Relative humidity (maximum)	10% to 90% (non-condensing)	0% to 95% (non-condensing)
Vibration (maximum)*	0.66 GRMS	1.30 GRMS
Shock (maximum)	110 G†	160 G†
Altitude range	-15.2 m to 3048 m (-49.87 ft to 10000 ft)	-15.2 m to 10668 m (-49.87 ft to 35000 ft)

CAUTION: Operating and storage temperature ranges may differ among components, so operating or storing the device outside these ranges may impact the performance of specific components.

* Measured using a random vibration spectrum that simulates user environment.

† Measured using a 2 ms half-sine pulse.

i **NOTE:** Precision 3260 compact supports 45°C ambient with the following configurations:



- With 80 W heat sink
- With 65 W processor
- Without hard drive, and with only solid-state drive
- Without discrete graphics card, and with only integrated graphics card
- With memory up to 1 x 32 GB ECC or 2 x 32 GB non-ECC (based on the DDR5 4800 MHz)

Getting help and contacting Dell

Self-help resources


You can get information and help on Dell products and services using these self-help resources:


Table 23. Self-help resources

Self-help resources	Resource location
Information about Dell products and services	www.dell.com
My Dell app	
Tips	
Contact Support	In Windows search, type <code>Contact Support</code> , and press Enter.
Online help for operating system	www.dell.com/support/windows www.dell.com/support/linux
Access top solutions, diagnostics, drivers and downloads, and learn more about your computer through videos, manuals and documents.	Your Dell computer is uniquely identified by a Service Tag or Express Service Code. To view relevant support resources for your Dell computer, enter the Service Tag or Express Service Code at www.dell.com/support . For more information on how to find the Service Tag for your computer, see Locate the Service Tag on your computer .
Dell knowledge base articles for a variety of computer concerns	<ol style="list-style-type: none"> 1. Go to www.dell.com/support. 2. On the menu bar at the top of the Support page, select Support > Knowledge Base. 3. In the Search field on the Knowledge Base page, type the keyword, topic, or model number, and then click or tap the search icon to view the related articles.

Contacting Dell

To contact Dell for sales, technical support, or customer service issues, see www.dell.com/contactdell.

 **NOTE:** Availability varies by country/region and product, and some services may not be available in your country/region.

 **NOTE:** If you do not have an active Internet connection, you can find contact information about your purchase invoice, packing slip, bill, or Dell product catalog.