



**MOUNTS A  
21:9 ULTRAWIDE  
SCREEN IN  
PORTRAIT**

# BT9923

## XL PORTRAIT WALL MOUNT FOR ULTRAWIDE DISPLAYS

The BT9923 is designed to mount XL ultrawide displays to a wall in portrait orientation. The mount is supplied with adaptor arms with vertical vesa fixings up to 1500mm; making it compatible with a wide selection of 21:9 ratio ultrawide displays. The low profile design mounts the display at a depth of 57.5mm (with adaptors) from the wall for a neat and tidy install whilst also allowing easy access to the connectors.

### SPECIFICATION

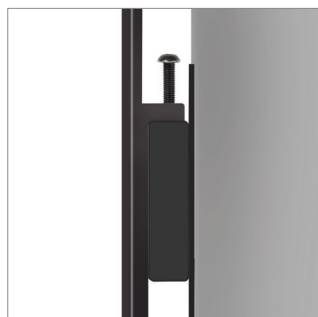
Screen size	105" - 120"
Max load	200kg
Max VESA	1500 x 600
Dimensions (Without adaptors)	W: 705mm H: 1256mm D: 51.5mm
Dimensions (With adaptors)	W: 705mm H: 1520mm D: 57.5mm
Colour	Black

### FEATURES

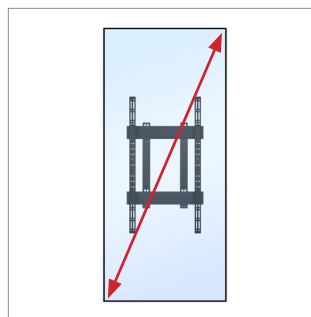
- Ideal for wall mounting 21:9 ratio widescreens in a portrait orientation
- Arms feature levelling screws to adjust the screen height
- Also suitable for screens with VESA 400x1000 and 600x1000mm fixings
- Safety screws help prevent unauthorised removal of screens
- High end aesthetic quality with stylish end caps for a neat and tidy install
- All mounting hardware included



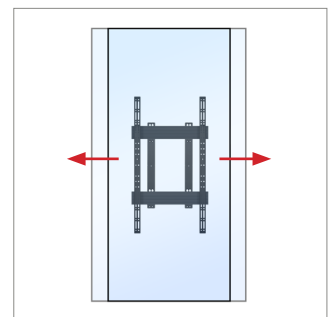
Low profile design for a close to the wall installation



Arms feature levelling screws to adjust the screen height



Mounts screens up to 120" in portrait orientation



Easy lateral adjustment of the screen once mounted

