



ET5X Technical Accessory Guide





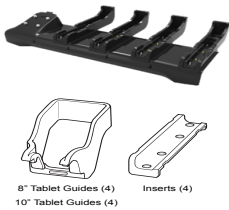
NOTE: This document is only for general reference. Solution Builder and related PMBs should be used for product availability, pricing, and final solution selection.


* Zebra does not endorse or specifically recommend any **third-party products, accessories, or hardware**. ZEBRA DISCLAIMS ANY AND ALL LIABILITY, INCLUDING ANY EXPRESS OR IMPLIED WARRANTIES, WHETHER ORAL OR WRITTEN, FOR SUCH THIRD PARTY PRODUCTS, ACCESSORIES, OR HARDWARE. THE CUSTOMER ACKNOWLEDGES THAT NO REPRESENTATION HAS BEEN MADE BY ZEBRA AS TO THE FITNESS OF THE THIRD-PARTY PRODUCTS, ACCESSORIES, OR HARDWARE FOR THE CUSTOMER'S INTENDED PURPOSE.

Cradles and Charging


Cradles

Part Number	Picture	Description	Notes	Required Items
CRD-ET5X-1SCOM1		Single Slot Communication Dock/Cradle - Standard Connector	<ul style="list-style-type: none"> ▶Provides charging ▶Provides one HDMI, one Ethernet, and three USB 3.0 ports ▶Ethernet modes 10/100/1000Mb via USB 2.0 to Ethernet adapter in dock. ▶HDMI v1.4a, up to 1920x1080px, 60Hz. Recommend using shielded HDMI cable. ▶USB ports can provide 900 mA max current on each port - will NOT power DS3508-ER scanner or DS3608-ER scanner in default power mode - DS3608-ER will need to use ER Low Power option to work properly. ▶Does NOT charge spare battery. ▶Compatible with both 8" and 10" tablets. ▶Has standard 40-pin connector. ▶Not compatible with devices using Rugged Frame with Rugged I/O port (SG-ET5X-8RCSE1) ▶Includes shim which should be used with devices without the Rugged Frame (SG-ET5X-8CSE1-01/SG-ET5X-10CSE1-01) attached. ▶Dock must be powered with Power Supply for any of the ports to be operational. ▶Dock will power down when tablet is removed or shut down. 	<ul style="list-style-type: none"> ▶Power Supply (PWR-BGA12V50W0WW and CBL-DC-388A1-01) ▶AC Line Cord (23844-00-00R).

<p>CRD-ET5X-1SCOM1R</p>		<p>Single Slot Communication Dock/Cradle - Rugged Connector</p>	<ul style="list-style-type: none"> ►Provides charging ►Provides one HDMI, one Ethernet, and three USB 3.0 ports ►Ethernet modes 10/100/1000Mb via USB 2.0 to Ethernet adapter in dock. ►HDMI v1.4a, up to 1920x1080px, 60Hz. Recommend using shielded HDMI cable. ►USB ports can provide 900 mA max current on each port - will NOT power DS3508-ER scanner or DS3608-ER scanner in default power mode - DS3608-ER will need to use ER Low Power option to work properly. ►Does NOT charge spare battery. ►Compatible with both 8" and 10" tablets. ►Has Rugged POGO pin connector. Not compatible with devices without Rugged Frame and rugged I/O port. ►Dock must be powered with Power Supply for any of the ports to be operational. ►Dock will power down when tablet is removed or shut down. 	<ul style="list-style-type: none"> ►Power Supply (PWR-BGA12V50W0WWW and CBL-DC-388A1-01) ►AC Line Cord (23844-00-00R). ►ET5X must use Rugged Frame w/Rugged I/O connector (SG-ET5X-8RCSE1-02 or SG-ET5X-10RCSE1-01)
<p>CRD-ET5X-1SCG2</p>		<p>Single Slot Charge-Only Dock/Cradle</p>	<ul style="list-style-type: none"> ►Provides charging ►Does NOT charge spare battery. ►Compatible with both 8" and 10" tablets. ►Connects to charging contacts on bottom of tablet. ►Compatible with devices with or without Rugged Frames ►Includes shim which should be used with devices without the Rugged Frame attached. ►Enhancement vs. CRD-ET5X-1SCG1 - provides increased stability, improved reliability and prohibits misuse of the cradle. Hardware improvements have been made to the mechanical and electrical design to improve charging contacts and performance. 	<ul style="list-style-type: none"> ►Power Supply (PWR-BGA12V50W0WWW and CBL-DC-388A1-01) ►AC Line Cord (23844-00-00R).
<p>CRD-ET5X-SE4CO1-01</p>	 <p>8" Tablet Guides (4) 10" Tablet Guides (4) Inserts (4)</p>	<p>Four Slot Charge-Only ShareCradle</p>	<ul style="list-style-type: none"> ►Provides charging ►Does NOT charge spare battery. ►Compatible with both 8" and 10" tablets. Includes 4 tablet guides for 8" and 10" ET5X units. ►Connects to charging contacts on bottom of tablet. ►Compatible with devices with or without Rugged Frames and also supports devices with or without Expansion Backs. Includes 4 shims/inserts to be used with ET5X units without the Rugged Frame. ►Includes adapter cup in far left position for optional 4-Slot PowerPack battery charger (SAC-ET5X-4PPK1-01) ►NOTE: PWR-BGA12V108W0WWW / PWRS-14000-241R power supply will only charge four ET5x units. Separate PWR-BGA12V50W0WWW / PWRS-14000-148C power supply required to power Four-Slot PowerPack battery charger. 	<ul style="list-style-type: none"> ►DC Line Cord (CBL-DC-382A1-01) and Power Supply (PWR-BGA12V108W0WWW) ►AC Line Cord (23844-00-00R) ►For charging Spare PowerPack batteries: Four Slot PowerPack battery charger (SAC-ET5X-4PPK1-01), Power Supply (PWRS-14000-148C), and AC Line Cord (23844-00-00R)

BRKT-SCRD-SMRK-01		Multi-Slot ShareCradle Mounting Bracket	<ul style="list-style-type: none"> ▶Allows for rack and wall mounting of all Multi-Slot ShareCradles OR can be used to mount up to four 4-Slot PowerPack Battery Chargers. ▶Bracket can be mounted on standard 19" network rack or on a wall. ▶Cable routing slots & removable power supply tray. ▶Adjustable tabs & screw mounts for easy hanging/installation with ability to support one Multi-Slot ShareCradle or four 4-Slot Battery Chargers and their power supplies. ▶See the Bluetooth-Generic Accessories TAG for info on 3rd party Network Racks that can be used for mounting this bracket. 	
-------------------	---	---	--	--



Kiosk type Cradles and Enclosures

Part Number	Picture	Description	Notes	Required Items
various (3rd party) *		ArmorActive RapidDoc Pro Kiosk	<ul style="list-style-type: none"> ▶Integrated Kiosk Solution is great for mPOS and other mobility needs ▶Mount RapidDoc Pro Kiosk directly onto a counter or table. ▶Provides Ethernet, with power and USB connections for up to 8 peripherals. ▶Supports ArmorActive Elite Enclosures or Expansion Back accessories. Simply change the enclosure for future upgrades as new tablets are introduced into the marketplace. <p>KEY BENEFITS</p> <ul style="list-style-type: none"> • Rapid and secure single-handed tablet docking and undocking • Integrated hand strap reduces stress and fatigue on a user's arm • Multiple mounting options <p>KEY FEATURES</p> <ul style="list-style-type: none"> • Tablet can flip through 310° of rotation • Supports wired or wireless Ethernet connectivity • Full power and data integration through USB for up to 8 peripherals • Comes with 24V Power Supply for the Kiosk, tablet and up to 8 peripherals • Support for Windows and Android based tablets. • High strength magnets pull the tablet into place; metal latches secure your tablet • Proprietary RFID unlock technology supports up to 20 users included in the box • Enable any user authentication method through the RapidDoc Software Development Kit 	Requires ArmorActive RapidDoc Expansion Back to be installed on ET5X (see Expansion Back section below)

<http://www.amoractive.com/zebra>


<p>various (3rd party) *</p> <p>http://www.armoractive.com/zebra</p>	 <p>The image shows the Zebra ArmorActive Enterprise Tablet Pro Kiosk in four different views: a top-down view of the monitor, a side view showing the tablet's rotation, a close-up of the tablet being held by a hand, and a front view of the kiosk base with various ports labeled.</p>	<p>ArmorActive Enterprise Tablet Pro Kiosk</p>	<ul style="list-style-type: none"> ▶Integrated Kiosk Solution is great for mPOS and other mobility needs ▶Multiple orientations allows for integrated use,enhancing the sales or presentation experience. <ul style="list-style-type: none"> – Rotate to portrait or landscape orientation – Swivel rotation from 180° to 0 to 180° – Tilt 90° for 'table top' orientation ▶Quick release with integrated hand strap behind case — allows easy, single-hand hold or carry. ▶Proprietary connection feature both secures and powers the tablet, making it simple and easy to set up. ▶Turns tablets into fully functional workstations with multiple USB 2.0 inputs allowing for: multi screen set-up, keyboard, mouse, Ethernet (RJ45) for network integrations. ▶Enterprise Tablet Case keeps the tablet secure and protected while being fully integrated — no external wires for locking, docking and connectivity. ▶Protects screen, buttons and connectors against drops, falls, and wear-and-tear from extensive use. ▶Easy Release RFID Card Locking Technology Unlocks with one swipe of a card for single hand release. ▶Auto-locks when inserted into base, so tablet is always secure and charging. 	
<p>various (3rd party) *</p> <p>http://www.armoractive.com/zebra</p>	 <p>The image shows the Zebra ArmorActive Pipeline™ Kiosk System in two configurations: a tall, thin kiosk with a tablet mounted on top, and a shorter, wider kiosk with a tablet mounted on a base.</p>	<p>ArmorActive Pipeline™ Kiosk System</p>	<ul style="list-style-type: none"> ▶Compatible with 10" ET5X units ▶Intended for applications that require a 'lock and dock' kiosk solution ▶Available in multiple sizes: 8", 12", 24", and 42" (with or without baseplate) ▶Available in Black or White ▶Built to withstand continuous use in a commercial environment ▶Power cords are protected from all twists, turns, and enclosure articulation ▶Tile, Swivel, Rotate: Full tablet interaction for both the employee and customer supporting a variety of use case applications (POS, Digital Catalog, Gift Registry, etc.) 	
<p>CT80 (3rd party) *</p> <p>InVue Business Tablet Solutions</p> <p>Contacts: US: MartyLorkowski@invue.com LATAM: TonyLamond@invue.com EU: PatrickRennen@Invue.com APAC: FlorisEvers@Invue.com MEA: MarioMoussa@Invue.com</p> <p>1.888.55.INVUE</p> <p>https://invue.com</p>	 <p>The image shows the Invue Freestanding, portable tablet stand in three configurations: a fixed kiosk with a tablet, a portable stand with a tablet, and a hand holding a tablet with a stand attached to the back.</p>	<p>Invue Freestanding, portable tablet stand</p>	<ul style="list-style-type: none"> ▶Compatible with 8" and 10" ET5X units. ▶Tablet can go from fixed to mobile in seconds using a simple switch ▶Easily rotate between landscape and portrait display and flip to face the customer ▶Freestanding out of the box with fixed mounting options available. ▶Can be used as a fixed kiosk solution using the key to disable the handle latch ▶Turn into a POS easily with added card swipe/chip reader device bracket ▶Uses OEM power cable for charging 	

<p>CT150 (3rd party) *</p> <p>InVue Business Tablet Solutions</p> <p>Contacts: US: MartyLorkowski@invue.com LATAM: TonyLamond@invue.com EU: PatrickRennen@Invue.com APAC: FlorisEvers@Invue.com MEA: MarioMoussa@Invue.com</p> <p>1.888.55.INVUE</p> <p>https://invue.com</p>		<p>Invue Freestanding, portable tablet stand with integrated charging</p>	<ul style="list-style-type: none"> ▶Compatible with 8" and 10" ET5X units. ▶Tablet can go from fixed to mobile in seconds using a simple switch ▶Easily rotate between landscape and portrait display and flip to face the customer ▶Freestanding out of the box with fixed mounting options available. ▶Can be used as a fixed kiosk solution using the key to disable the handle latch ▶Turn into a POS easily with added card swipe/chip reader device bracket ▶Integrated charging keeps the tablet powered and ready to use 	
<p>CT100 (3rd party) *</p> <p>InVue Business Tablet Solutions</p> <p>Contacts: US: MartyLorkowski@invue.com LATAM: TonyLamond@invue.com EU: PatrickRennen@Invue.com APAC: FlorisEvers@Invue.com MEA: MarioMoussa@Invue.com</p> <p>1.888.55.INVUE</p> <p>https://invue.com</p>		<p>Invue Durable, rugged tablet enclosure</p>	<ul style="list-style-type: none"> ▶Compatible with 8" and 10" ET5X units. ▶Rugged all metal stand securely mounts to any drillable surface, adhesive mount and free standing mount option available ▶Strong tablet frame protects tablet from theft and abuse ▶Integrated charging powers tablet when docked, no need to plug in any cables ▶InVue IR Key instantly unlocks tablet for mobility ▶Easily rotate tablet between portrait and landscape ▶Swivel base option is available ▶Includes ergonomically designed handles and straps for easy use 	
<p>CT200 (3rd party) *</p> <p>InVue Business Tablet Solutions</p> <p>Contacts: US: MartyLorkowski@invue.com LATAM: TonyLamond@invue.com EU: PatrickRennen@Invue.com APAC: FlorisEvers@Invue.com MEA: MarioMoussa@Invue.com</p> <p>1.888.55.INVUE</p> <p>https://invue.com</p>		<p>Invue Fixed Tablet Stand</p>	<ul style="list-style-type: none"> ▶Compatible with 10" ET5X units ▶High security fixed tablet stand ▶Intended for applications that require tablets to be removed infrequently. ▶Three counter-based stands: Fixed, swivel, freestanding. ▶Low profile wall mount bracket with standard VESA pattern ▶Floor stand available with weighted base and bolt mount for added stability ▶Tilt option available for all stands ▶Supports integration of audio jack extender and payment devices ▶Self locking frame cover with audible indicator ▶Durable enough to be left unattended, withstanding over 300 pounds of pull force ▶Compatible with InVue's secure IR Keys ▶Tamper resistant 	


<p>CT300 (3rd party) *</p> <p>InVue Business Tablet Solutions</p> <p>Contacts: US: MartyLorkowski@invue.com LATAM: TonyLamond@invue.com EU: PatrickRennen@Invue.com APAC: FlorisEvers@Invue.com MEA: MarioMoussa@Invue.com</p> <p>1.888.55.INVUE</p> <p>https://invue.com</p>		<p>Invue Complete Tablet solution, with integrated mobile POS</p>	<ul style="list-style-type: none"> ▶Compatible with 8" and 10" ET5X units, 8" configuration currently available ▶Designed for fixed and mobile applications ▶Integrated charging for tablet and payment device. ▶3 axis viewing ▶Mounting versatility with bolt, adhesive, or optional free standing base ▶Rapid mobility conversion (UNDOCK) using electronic key or software control to undock from stand ▶Stand has built-in alarm with optional alarm signal out ▶Improve customer interaction with viewing adjustments, rapid mobility and mPOS ▶Two USB 2.0 connections to support peripherals and data connectivity ▶All frames come standard with a hand strap, swivel capability, and the option to use shoulder strap ▶Optional Gang Charger allows up to 5 frames with payment device to charge at once ▶Single frame charge adapter keeps tablet and optional peripheral charged, charging indicator and an optional wall mount bracket and counter stand ▶integrated with Verifone E355 and ingenico iSMP4. 	
<p>367-4172 (for ET5X with no Rugged Frame - Charge-Only)</p> <p>367-4172-R (for ET5X with Rugged Frame - Charge-Only)</p> <p>367-4818 (for ET5X with no Rugged Frame - Full Communications)</p> <p>367-4818-R (for ET5X with Rugged Frame - Full Communications)</p> <p>(3rd party) *</p> <p>Contact: Bill Donehoo office: 630-549-6258 bdonehoo@ens-co.com</p> <p>http://www.ens-co.com</p>		<p>ENS Locking Genesis Series Cradle Stand</p>	<ul style="list-style-type: none"> ▶Top clamp holds ET5X without interference of buttons. ▶Base of cradle provides the following ports: <u>Charge-Only</u> - two 5V, 1.5A USB ports for charging additional devices, does not provide communication to ET5X. <u>Full Communications</u> - three 5V, 1.5A USB ports for communications, RJ45 Ethernet. ▶Provides access to headphone jack on ET5X. ▶Includes key lock for securing ET5X in cradle. ▶Screen protected in clip ▶Can be installed in left or right orientation. ▶Compatible with Rugged Frame Payment Device Attachment Bracket, 367-4882 or 367-4899 ▶Compatible with ET5X units with or without Expansion Backs installed. ▶Compatible with 8" or 10" ET5X units. ▶Includes power supply and US AC Line Cord. Note - top picture shows optional 7" pad base. 	




<p>367-4682 (for ET5X with no Rugged Frame - Charge-Only)</p> <p>367-4682-R (for ET5X with Rugged Frame - Charge-Only)</p> <p>367-4819 (for ET5X with no Rugged Frame - Full Communications)</p> <p>367-4819-R (for ET5X with Rugged Frame - Full Communications)</p> <p>(3rd party) *</p> <p>Contact: Bill Donehoo office: 630-549-6258 bdonehoo@ens-co.com</p> <p>http://www.ens-co.com</p>		<p>ENS Low-Profile Locking Genesis Series Stand</p>	<ul style="list-style-type: none"> ▶Lower profile design than standard Genesis series cradles. ▶Top clamp holds ET5X without interference of buttons. ▶Base of cradle provides the following ports: Charge-Only - two 5V, 1.5A USB ports for charging additional devices, does not provide communication to ET5X. Full Communications - three 5V, 1.5A USB ports for communications, RJ45 Ethernet. ▶Provides access to headphone jack on ET5X. ▶Includes key lock for securing ET5X in cradle. ▶Screen protected in clip ▶Can be installed in left or right orientation. ▶Compatible with Rugged Frame Payment Device Attachment Bracket, 367-4882 or 367-4899 ▶Compatible with ET5X units with or without Expansion Backs installed. ▶Compatible with 8" or 10" ET5X units. ▶Includes power supply and US AC Line Cord. 	
---	---	---	--	--

Battery Charging






Part Number	Picture	Description	Notes	Required Items
SAC-ET5X-4PPK1-01		Four-Slot PowerPack Battery Charger	<ul style="list-style-type: none"> ▶Charges up to 4 PowerPack batteries ▶Can be used standalone or can be mounted to ShareCradle system 	<ul style="list-style-type: none"> ▶Power Supply (PWR-BGA12V50W0WWW and CBL-DC-388A1-01 OR PWRS-14000-148C) ▶AC Line Cord (23844-00-00R)


Direct to Device Charging

Part Number	Picture	Description	Notes	Required Items
<p>CBL-TC2X-USBC-01</p> <p>OR</p> <p>CBL-TC5X-USBC2A-01</p>		<p>ET51/ET56 USB-C Cable for Charging (Windows OS)</p> <p>OR</p> <p>ET51/ET56 USB-C Cable for Charging and Communication (Android OS)</p>	<ul style="list-style-type: none"> ▶Can be used to charge ET51/ET56 via the USB port on the side of the device. ▶Provides both charging and USB communication for Android OS tablets. Provides only charging for Windows OS tablets - no USB communication. ▶NOTE: This charging method is NOT supported when Powerpack Battery (BTRY-ET5X-PRPK1-01) is installed in Expansion Back. A charge method using the charge contacts on the bottom of the ET5X must be used instead (i.e. Rugged Charge Connector/Charge Dongle, etc.). ▶Only compatible with ET51/ET56, use micro USB cable for ET50/ET55. ▶The tablet's side USB-C port supports USB 2.0 communications only. USB 3.0 not supported. 	<p>USB Power Supply (PWR-WUA5V12W0xx / PWR-WUA5V6W0WWW / PWRS-124306-01R) or comparable.</p> <p>Recommend using PWR-WUA5V12W0xx power supply for faster charging.</p>





<p>25-124330-01R</p> <p>OR</p> <p>25-MCXUSB-01R</p>		<p>ET50/ET55 Micro USB Cable for Charging (Windows OS)</p> <p>OR</p> <p>ET50/ET55 Micro USB Cable for Charging and Communication (Android OS)</p>	<ul style="list-style-type: none"> ►Can be used to charge ET50/ET55 via the USB port on the side of the device. ►Provides both charging and USB communication for Android OS tablets. Provides only charging for Windows OS tablets - no USB communication. ►NOTE: This charging method is NOT supported when Powerpack Battery (BTRY-ET5X-PRPK1-01) is installed in Expansion Back. A charge method using the charge contacts on the bottom of the ET5X must be used instead (i.e. Rugged Charge Connector/Charge Dongle, etc.). ►Only compatible with ET50/ET55, use USB-C cable for ET51/ET56. ►Can also be used to charge Powerpack Battery for Expansion Back (BTRY-ET5X-PRPK1-01) via micro USB port on side of battery. 	<p>USB Power Supply (PWR-WUA5V12W0xx / PWR-WUA5V6W0WWW / PWRS-124306-01R) or comparable.</p> <p>Recommend using PWR-WUA5V12W0xx power supply for faster charging.</p>
<p>CHG-ET5X-CBL1-01</p>		<p>Rugged Charge Connector/Charge Dongle</p>	<ul style="list-style-type: none"> ►Connects to charge contacts on bottom of ET5X. ►Barrel jack connector on side of Charge Dongle accepts power cord. ►Works with ET5X units with and without Rugged Frames. ►Includes shim which should be used with devices without the Rugged Frame (SG-ET5X-8RCSE1-02 or SG-ET5X-10RCSE1-01) attached. 	<p><u>To charge via AC power</u></p> <ul style="list-style-type: none"> ►Power Supply (PWR-BGA12V50W0WWW and CBL-DC-388A1-01) ►AC Line Cord (23844-00-00R) <p><u>To charge in a vehicle</u></p> <ul style="list-style-type: none"> ►12-24V Cigarette Lighter Adapter (1063406-031) OR ►12-24V Bare Wire Vehicle Adapter (1063406-030)
Communication Cables				
Part Number	Picture	Description	Notes	Required Items
<p>CBA-UF8-C12ZAR</p>		<p>ET5X to 36xx Series Scanner Cable (USB)</p>	<ul style="list-style-type: none"> ►Typically used with ET5X Forklift cradles (i.e. Gamber-Johnson). ►Cable rated for 1.2A current ►Coiled cable is 12 ft long when extended ►Rated to -30°C for freezer environment use. ►When connected to STB3678/FLB3678, will charge a fully depleted battery in about 4.5 hours if host USB port is BC 1.2 compatible or about 10.5 hours for USB 2.0 host ports. ►Capable of powering DS3608-ER in default full power mode <u>only</u> when used with Gamber-Johnson Forklift Cradle (plug into high power USB port). For other cradles or if connecting directly to ET5x, scanner must use ER 	





CBA-UF6-C12ZAR		ET5X to 36xx Series Scanner Cable (USB)	<ul style="list-style-type: none"> ▶Typically used with ET5X Forklift cradles (i.e. Gamber-Johnson). ▶Cable rated for 1.2A current ▶Coiled cable is 9 ft long when extended (even though SKU indicates 12 ft.) and is about 5 ft. long when un-extended. Use CBA-UF8-C12ZAR for a true 12 ft. length cable. ▶Rated to -30°C for freezer environment use. ▶When connected to STB3678/FLB3678, will charge a fully depleted battery in about 4.5 hours if host USB port is BC 1.2 compatible or about 10.5 hours for USB 2.0 host ports. ▶Capable of powering DS3608-ER in default full power mode <u>only</u> when used with Gamber-Johnson Forklift Cradle (plug into high power USB port). For other cradles or if connecting directly to ET5x, scanner must use ER low power mode option. 	
CBA-U12-C09ZAR		Generic Cable to Scanners 34xx/35xx Cable (USB)	<ul style="list-style-type: none"> ▶Typically used with ET5X Forklift cradles (i.e. Gamber-Johnson). ▶Capable of powering D3508-ER only when used with Gamber-Johnson Forklift Cradle (plug into high power USB port). ▶9 ft long when extended 	
CBA-U09-C15ZAR		Generic Cable to Scanners 34xx/35xx Cable (USB)	<ul style="list-style-type: none"> ▶Typically used with ET5X Forklift cradles (i.e. Gamber-Johnson). ▶Capable of powering D3508-ER only when used with Gamber-Johnson Forklift Cradle (plug into high power USB port). ▶15 ft long when extended 	
CBA-R71-C09ZAR		ET5X Gamber-Johnson Forklift Cradle to 36xx Series Scanner Cable (Serial)	<ul style="list-style-type: none"> ▶Connects to powered serial port on Gamber-Johnson forklift cradle with Full Port Replication. Cradle provides power to scanner on pin 9. ▶Provides enough power for DS3608-ER in default power mode. ▶9 ft. coiled cable ▶Not supported on Android ET5X units. 	Gamber-Johnson Forklift Cradle with Full Port Replication
CBA-RF2-C09ZAR		ET5X Gamber-Johnson Forklift Cradle to 36xx Series Scanner Cable (Serial) (Freezer Rated)	<ul style="list-style-type: none"> ▶Rated to -30°C for freezer environment use. ▶Connects to powered serial port on Gamber-Johnson forklift cradle with Full Port Replication. Cradle provides power to scanner on pin 9. ▶Provides enough power for DS3608-ER in default power mode. ▶9 ft. coiled cable ▶Not supported on Android ET5X units. 	Gamber-Johnson Forklift Cradle with Full Port Replication
CBA-R37-C09ZBR		ET5X Gamber-Johnson Forklift Cradle to 34xx/35xx Series Scanner Cable (Serial)	<ul style="list-style-type: none"> ▶Connects to powered serial port on Gamber-Johnson forklift cradle with Full Port Replication. Cradle provides power to scanner on pin 9. ▶Provides enough power for DS3508-ER. ▶9 ft. coiled cable ▶Includes improved TTL current limit protection vs. CBA-R37-C09ZAR. ▶Not supported on Android ET5X units. 	Gamber-Johnson Forklift Cradle with Full Port Replication

CBA-R37-C09ZAR		ET5X Gamber-Johnson Forklift Cradle to 34xx/35xx Series Scanner Cable (Serial)	<ul style="list-style-type: none"> Connects to powered serial port on Gamber-Johnson forklift cradle with Full Port Replication. Cradle provides power to scanner on pin 9. Provides enough power for DS3508-ER. 9 ft. coiled cable Includes improved strain relief design from CBA-R36-C09ZAR. Not supported on Android ET5X units. 	Gamber-Johnson Forklift Cradle with Full Port Replication
P1031365-055		ZQ6/QLn Series Printer USB Cable	<ul style="list-style-type: none"> Connects to USB port on ET50/ET55. Not supported on ET51/ET56 unless a USB-C to USB-A adapter is used. 6 ft. straight cable 	
CBL-ET5X-DEX1-01		Rugged DEX Connector Cable Dongle	<ul style="list-style-type: none"> Connects to contacts on bottom of ET5X and provides DEX capability. Does not support charging of ET5X unit. NOTE: This is a custom product. Please work with your Zebra representative to open a Custom Product Request (CPR) if you would like to order this item. 	ET5X must use Rugged Frame w/Rugged I/O connector (SG-ET5X-8RCSE1-02 or SG-ET5X-10RCSE1-01)
PSA1U1E (3rd party) * http://www.portsmith.com		Portsmith Desktop USB Ethernet Adapter	<ul style="list-style-type: none"> Requires no separate power supply, has grounded wiring from both the USB and Ethernet ports, and operates on very low power draw directly from the USB connection. Molded end caps enable the adapters to be aligned side by side or top to bottom, for efficient use of desktop space and organization of cables. PSAK-UCE KIT includes: PSA1U1E adapter and three USB cables for connecting to a variety of devices. Can connect directly to ET5X (via USB port) ET5X does not support network boot option with adapter. Use CRD-ET5X-1SCOM1 for this. 	
PSPA1C1GE (3rd party) * http://www.portsmith.com		Portsmith USB-C to Ethernet Adapter for ET51/ET56	<ul style="list-style-type: none"> USB-C plug connects to ET51/ET56. Gigabit RJ45 Ethernet port connects to LAN. No drivers to load Can be powered directly from ET51/ET56, draws less than 400mA current. ET5X does not support network boot option with adapter. Use CRD-ET5X-1SCOM1 for this. 	

PSA1U1E-E (3rd party) * http://www.portsmith.com		Portsmith Rugged USB-A to Ethernet Adapter for ET50/ET55	<ul style="list-style-type: none"> ▶10/100 Mbps Ethernet with RJ45 Connection ▶Extreme temperature ratings and sealed and enclosed electronics make for a durable solution ▶Can connect directly to ET50/ET55 (via USB port) ▶ET5X does not support network boot option with adapter. Use CRD-ET5X-1SCOM1 for this. 	
---	---	--	---	--




Expansion Back Accessories and Attachments







Part Number	Picture	Description	Notes	Required Items
ZBK-ET5X-8RH1-01 (for 8" tablet) ZBK-ET5X-10RH1-01 (for 10" tablet)		Expansion Back with Rotating Hand strap	<ul style="list-style-type: none"> ▶No scanner ▶Replaces existing battery door and screws down to back of tablet. ▶Cap/Plug covers Powerpack battery compartment. Remove cap if using optional Powerpack battery (BTRY-ET5X-PRPK1-01) 	
ZBK-ET5X-8SCN1-01 (for 8" tablet) ZBK-ET5X-10SCN1-01 (for 10" tablet)		SE4710 Scanner Expansion Back with Rotating Hand strap - For Windows OS	<ul style="list-style-type: none"> ▶Only compatible with Windows 8.1 or Windows 10 ET5X units. Scanner connects to ET5X as standard USB HID device (i.e. emulates keyboard). ▶Uses SE4710 Scan engine ▶Replaces existing battery door and screws down to back of tablet. ▶Cap/Plug covers Powerpack battery compartment. Remove cap if using optional Powerpack battery (BTRY-ET5X-PRPK1-01) 	
ZBK-ET5X-8SCN5-01 (for 8" tablet) ZBK-ET5X-10SCN5-01 (for 10" tablet)		SE4750 Scanner Expansion Back with Rotating Hand strap - For Windows OS	<ul style="list-style-type: none"> ▶Only compatible with Windows 8.1 or Windows 10 ET5X units. Scanner connects to ET5X as standard USB HID device (i.e. emulates keyboard). ▶Uses SE4750 SR (Standard Range) Scan engine ▶Replaces existing battery door and screws down to back of tablet. ▶Cap/Plug covers Powerpack battery compartment. Remove cap if using optional Powerpack battery (BTRY-ET5X-PRPK1-01) 	
ZBK-ET5X-8SCN5-02 (for 8" tablet) ZBK-ET5X-10SCN5-02 (for 10" tablet)		SE4750 Scanner Expansion Back with Rotating Hand strap - For Android OS	<ul style="list-style-type: none"> ▶Only compatible with Android ET5X units. Scanner connects to ET5X using SSI via USB interface (i.e. uses DataWedge). ▶Uses SE4750 SR (Standard Range) Scan engine ▶Replaces existing battery door and screws down to back of tablet. ▶Cap/Plug covers Powerpack battery compartment. Remove cap if using optional Powerpack battery (BTRY-ET5X-PRPK1-01) 	

<p>367-4406 (3rd party) *</p> <p>Contact: Bill Donehoo office: 630-549-6258 bdonehoo@ens-co.com</p> <p>http://www.ens-co.com</p>		<p>ENS Payment Back for Verifone e355 Payment Device</p>	<ul style="list-style-type: none"> ►Provides an integrated payment solution. ►Compatible with 8" versions of ET5X. ►USB connection between ET5X and e355. ►e355 will be charged from ET5X when ET5X is in dock/charger. ►ET5X will fit into both Single and 4-Slot docks with payment back attached. ►Uses scanner built into e355 unit. ►Ergonomic button placement for scanner triggers with texturized finger grip. ►Payment Back attaches to back of ET5X Rugged Frame via four screws on each corner of the Rugged Frame and one screw under battery door. ►Additional screw provides lock-out to prevent e355 quick-release. ►Payment Back also provides tether point for D-Clips (SG-ET5X-DCLIP-02), allowing shoulder straps, handle strap, etc. to be used. ►Not compatible with other Expansion Back accessories. ►Scanning can be added to ET5X using e355 barcode enabled payment device from Verifone. ►Not compatible with Operations Case. ►Does <u>not</u> provide compartment for the Powerpack battery (BTRY-ET5X-PRPK1-01) ►Overall dimensions with devices: 2.426 lbs. (.504 lbs case only), 2.006 in. W x 9.7 in. L x 6.664 in. H 	<p>ET5X must use Rugged Frame w/Rugged I/O connector (SG-ET5X-8RCSE1-02)</p>
<p>(3rd party) *</p> <p>http://www.armoractive.com/zebra</p>		<p>ArmorActive MSR (Magnetic Strip Reader) Expansion Back</p>	<ul style="list-style-type: none"> ►Integrated MSR for payment transaction support with encrypted head ►Non-encrypted variant suitable for magnetic card reading – e.g. loyalty cards, identification cards etc. ►Replaces existing battery door and screws down to back of tablet. ►Does <u>not</u> provide compartment for the Powerpack battery (BTRY-ET5X-PRPK1-01) 	
<p>(3rd party) *</p> <p>http://www.armoractive.com/zebra</p>		<p>ArmorActive SRC (Smart Card Reader) Expansion Back</p>	<ul style="list-style-type: none"> ►Adds enhanced device security and chip card reading. ►Replaces existing battery door and screws down to back of tablet. ►Does <u>not</u> provide compartment for the Powerpack battery (BTRY-ET5X-PRPK1-01) 	
<p>(3rd party) *</p> <p>http://www.armoractive.com/zebra</p>		<p>ArmorActive PAC (Payment Accessory Cover)</p>	<ul style="list-style-type: none"> ►Payment Accessory Cover can be ordered to hold various payment terminals including: <ul style="list-style-type: none"> - Ingenico iCMP - Miura M010 - PAX D180 - Verifone e355 ►Payment terminal connects to ET5X via Bluetooth. ►Replaces existing battery door and screws down to back of tablet. ►Does <u>not</u> provide compartment for the Powerpack battery (BTRY-ET5X-PRPK1-01) 	


<p>various (3rd party) *</p> <p>http://www.amoractive.com/zebra</p>		<p>ArmorActive RapidDoc Pro Kiosk Expansion Back</p>	<ul style="list-style-type: none"> ▶Expansion Back enables ET5X to be docked in ArmorActive RapidDoc Pro Kiosk ▶Various versions available that provide: <ul style="list-style-type: none"> - Handstrap - Handstrap with Verifone e355 holder - Handstrap with Ingenico SMP holder ▶Payment terminal connects to ET5X via Bluetooth or USB connection. ▶Replaces existing battery door and screws down to back of tablet. ▶Not compatible with other Expansion Back accessories. ▶Scanning can be added to ET5X using barcode enabled payment device from Verifone or Ingenico. ▶Does <u>not</u> provide compartment for the Powerpack battery (BTRY-ET5X-PRPK1-01) 	<p>ArmorActive RapidDoc Kiosk Stand (see Cradles/Charging section above)</p>
---	---	--	--	--

Soft Goods

Part Number	Picture	Description	Notes	Required Items
<p>SG-ET5X-RHTP1-01</p>		<p>Replacement Rotating Hand Strap for Expansion Back</p>	<ul style="list-style-type: none"> ▶Adjustable and 360-degree rotatable handstrap that mounts on the back of the ET5X and provides secure option for holding the device. 	<p>Expansion Back attachment</p>
<p>SG-ET5X-8HLST-01 (for 8" tablet)</p> <p>SG-ET5X-10HLST-01 (for 10" tablet)</p>		<p>Operations Case</p>	<ul style="list-style-type: none"> ▶Allows tablet to be carried in three ways: <ol style="list-style-type: none"> 1. Via hand using Handle Strap (not included) 2. On shoulder using Strap (not included) 3. Across body using Strap (not included) ▶Made of a leatherette material ▶Only supports tablet without Rugged Frame installed ▶Pen loop for stylus ▶Supports devices with Expansion Back attached ▶Four D Rings on each corner of case - supports wearing on shoulder, cross body etc. and also provide universal mounting points to accommodate accessories like CS4070 or PD40 in a separate pouch 	<p>Handle Strap (SG-ET5X-HNDSTP-01) OR Breakaway Shoulder Strap (SG-ET5X-SHDRSTP-01) OR Universal Shoulder Strap/Cross Body Strap (58-40000-007R)</p>
<p>(3rd party) *</p> <p>http://www.ultimacase.com</p>		<p>Additional Holsters for ET5X</p>	<p>See Agora/Ultima Case site for additional holstering options</p>	


SG-ET5X-HNDSTP-01		Handle Strap	<ul style="list-style-type: none"> •Provides ease of carrying the tablet with plastic grips •Can be used with Rugged Frames or Operations Case 	<p><u>For use with Rugged Frames:</u></p> <ul style="list-style-type: none"> •Rugged Frame •D-Clips (SG-ET5X-DCLIP-02) <p><u>For use with Operations Case:</u></p> <ul style="list-style-type: none"> •Operations Case
SG-ET5X-SHDRSTP-01		Breakaway Shoulder Strap	<ul style="list-style-type: none"> •Used with Operations Case or Rugged Frame with D-Clips •Has points near the clip that break when pulled - this is a safety feature for the user 	<p><u>For use with Rugged Frames:</u></p> <ul style="list-style-type: none"> •Rugged Frame •D-Clips (SG-ET5X-DCLIP-02) <p><u>For use with Operations Case:</u></p> <ul style="list-style-type: none"> •Operations Case
58-40000-007R		Universal Shoulder Strap/Cross Body Strap	<ul style="list-style-type: none"> •Used with Operations Case or Rugged Frame with D-Clips •1.5" wide, 22 to 50" max. length •Does not use breakaway design 	<p><u>For use with Rugged Frames:</u></p> <ul style="list-style-type: none"> •Rugged Frame •D-Clips (SG-ET5X-DCLIP-02) <p><u>For use with Operations Case:</u></p> <ul style="list-style-type: none"> •Operations Case "
SG-ET5X-DCLIP2-02		D-clips for Rugged Frame	<ul style="list-style-type: none"> •Clips screw onto Rugged Frames and provide attachment point for Breakaway Shoulder Strap (SG-ET5X-SHDRSTP-01), Handle Strap (SG-ET5X-HNDSTP-01), or Universal Shoulder Strap (58-40000-007R) •Includes two clips, screws and washers •Modified vs. SG-ET5X-DCLIP-01 to include washers and longer screws which provide better attachment and stability to the ET5x rugged frames. 	
SG-ET5X-8RCSE2-02 (for 8" tablet)		Rugged Frame with Rugged I/O connector	<ul style="list-style-type: none"> •Increases drop spec to 6 ft. (1.8m) •Replaces standard I/O connector and I/O connector dust cover with rugged contact pad connectors •Rugged POGO pin connector accessories required when using this frame •Compatible with devices with Expansion Backs attached. •Includes screw points on back to attach optional D-Clips for optional Handle Strap or Shoulder Strap •Uses updated Rugged I/O Connector (SG-ET5X-RGIO1-02) which provides greater stability and improved reliability vs. SG-ET5X-8RCSE1-02 and SG-ET5X-10RCSE1-01. 	
SG-ET5X-10RCSE2-01 (for 10" tablet)				

<p>SG-ET5X-RGIO1-02</p>		<p>Replacement Rugged I/O Connector for Rugged Frames</p>	<ul style="list-style-type: none"> ►Replaces I/O connector on Rugged Frame with Rugged I/O Connector ►Can also be used to add Rugged I/O connector to a Rugged Frame without the rugged connector. ►This is a spare/replacement connector. It is included with Rugged Frames with Rugged I/O connector (SG-ET5X-8RCSE1-02 and SG-ET5X-10RCSE1-01). Connector is compatible with all Rugged Frames, including SG-ET5X-8CSE1, SG-ET5X-8RCSE1-02 and SG-ET5X-10RCSE1-01. ►Provides greater stability and improved reliability vs. SG-ET5X-RGIO1-01. 	<p>Rugged Frame</p>
<p>SG-ET5X-RGIO1-01</p>		<p>Replacement Rugged I/O Connector for Rugged Frames</p>	<ul style="list-style-type: none"> ►Replaces I/O connector on Rugged Frame with Rugged I/O Connector ►Can also be used to add Rugged I/O connector to a Rugged Frame without the rugged connector. ►This is a spare/replacement connector. It is included with Rugged Frames with Rugged I/O connector (SG-ET5X-8RCSE1-02 and SG-ET5X-10RCSE1-01) 	<p>Rugged Frame</p>
<p>367-4882 (for Verifone e355)</p> <p>367-4899 (for Ingenico iSMP4)</p> <p>(3rd party) *</p> <p>Contact: Bill Donehoo office: 630-549-6258 bdonehoo@ens-co.com</p> <p>http://www.ens-co.com</p>		<p>Rugged Frame Payment Device Attachment Bracket</p>	<ul style="list-style-type: none"> ►Bracket attaches to back of ET5X Rugged Frame (on right side) for holding, charging and communicating with payment device. ►Bracket provides USB connection to ET5X (USB-A port on side of tablet) for charging and communication with payment device. ►Includes security screw for preventing payment device from being removed from bracket. ►Compatible with ET5X units with or without Expansion Backs installed. ►Compatible with 8" or 10" ET5X units, includes mounting plate for both size tablets. 	

<p>3rd party *</p> <p>http://www.proclipusa.com/category/zebra</p>		<p>ProClip Tough Sleeve Case with integrated power connector</p>	<ul style="list-style-type: none"> ►The ProClip Tough Sleeve Charging Holder is a protective sleeve with a built-in shock absorbing design that eliminates the need for an extra case. ►Rugged and custom-machined ABS sleeves completely encapsulate and protect the tablet while simultaneously providing integrated power. ►Includes a quick release sliding power block on the back, allowing the Tough Sleeve to be easily removed from the vehicle mount numerous times per day. ►Not compatible with Rugged Frame or any Expansion Back Accessory. 	
---	---	--	---	--


Vehicle Cradles and Holders

Powered Cradles and Holders (provides device charging and/or communication)

Part Number	Picture	Description	Notes	Required Items
<p>Gamber Johnson (3rd party) *</p> <p>(for 8" tablet) 7160-0861-00 - with power and Full Port Replication 7160-0819-04 - charge-only</p> <p>(for 10" tablet) 7160-0860-00 - with power and Full Port Replication 7160-0818-04 - charge-only</p> <p>Additional SKUs include various power supply options</p> <p>http://www.gamberjohnson.com</p>		<p>Gamber Johnson Rugged Mount Forklift Cradle</p>	<ul style="list-style-type: none"> ►For vehicle/fork lift operations ►Models with Full Port Replication provide the following ports: <ul style="list-style-type: none"> - Power (barrel jack) - 2 USB - 1 powered serial port (via Pin 9) - HDMI - 1 Ethernet port ►The USB port closest to power jack will provide 1.2A current (can power DS3508-ER/DS3608-ER in default full power mode). ►The powered serial port is capable of providing enough current for the DS3508-ER/DS3608-ER in default full power mode. ►Support for serial port requires driver installation from http://www.gamberjohnson.com/product-support. Android ET5X will require the driver to be integrated with the application needing serial port support. ►Uses 75mm VESA hole pattern for attaching RAM mounts and other brackets. ►Includes key lock ►Cradle models with Full Port replication have Rugged POGO pin connector. Requires ET5X with Rugged Frame and rugged I/O port. ►Charge-only cradle models require ET5X with Rugged Frame (standard or rugged I/O port). ►Optional keyboard mount for iKey keyboards also available. 	<p><u>To Power Cradle:</u> Via vehicle: ►3rd party Lind power supply, available from Gamber Johnson for 12-32 VDC, 20-60 VDC, or cigarette lighter adapter. Via wall outlet: ►Power Supply (PWR-BGA12V50W0WW and CBL-DC-388A1-01) ►AC Line Cord (23844-00-00R)</p> <p><u>For cradles with Full Port Replication:</u> ET5X must use Rugged Frame w/Rugged I/O connector (SG-ET5X-8RCSE1-02 or SG-ET5X-10RCSE1-01)</p> <p><u>For Charge-Only cradles:</u> ET5X must use Rugged Frame w/Standard connector (SG-ET5X-8CSE1) OR Rugged Frame with rugged I/O connector (SG-ET5X-8RCSE1-02 / SG-ET5X-10RCSE1-01)</p>




<p>ProClip various (3rd party) *</p> <p>http://www.proclipusa.com/category/zebra</p>		<p>ProClip ET5X Cradle solutions</p> <p>See Zebra's ProClip accessory overview video at: http://www.zebra.com/us/en/resources/videos/proclip-overview</p>	<ul style="list-style-type: none"> ▶Cradle/holders for ET5X (8" and 10") for Vehicle/Forklift/Wall and Desktop installations ▶Variety of cradle options: <ul style="list-style-type: none"> - With/without Rugged Frame (standard or rugged connectors) - With/without Expansion Back - Access to Expansion Back Scanner while in cradle - Wall, Cigarette Lighter, or Hard Wired Vehicle power (12V-48V) supply options - Key Locking option - ProClip Heavy and Super Duty Pedestal ready - VESA and AMPS mounting ready - Integrated USB port option - single port (for Printer, Keyboards, mouse, scanners) - Keyboard mount support for most common keyboards (iKey) also available (241372). ▶Cradles with USB ports manufactured after April 2019 will provide 1.5A current to support DS3608-ER in default power mode. Older cradles provide 900 mAh current - will NOT power DS3508-ER scanner or DS3608-ER scanner in default power mode - DS3608-ER will need to use ER Low Power option to work properly. 	<p><u>To charge via AC power</u></p> <ul style="list-style-type: none"> ▶Power Supply (PWR-BGA12V50W0WWW and CBL-DC-388A1-01) or use comparable ProClip version (see website) ▶AC Line Cord (23844-00-00R) <p><u>To charge in a vehicle</u></p> <ul style="list-style-type: none"> ▶ProClip 12-24V Cigarette Lighter Adapter (941022) OR ▶ProClip 12-24V Bare Wire Vehicle Adapter (941021)
---	---	--	--	---

Un-Powered Cradles and Holders (passive holders, no charging or communications support)






Part Number	Picture	Description	Notes	Required Items
<p>Gamber Johnson (3rd party) *</p> <p>(for 8" tablet) 7160-0819-00</p> <p>(for 10" tablet) 7160-0818-00</p> <p>http://www.gamberjohnson.com</p>		<p>Gamber Johnson Rugged Mount Forklift Holder (passive/un-powered)</p>	<ul style="list-style-type: none"> ▶Securely holds ET5X for vehicle/fork lift operations. ▶Uses 75mm VESA hole pattern for attaching RAM mounts and other brackets. ▶Includes key lock ▶Requires ET5X with Rugged Frame (standard or rugged I/O port). 	<p>ET5X must use Rugged Frame w/Standard connector (SG-ET5X-8CSE1) OR Rugged Frame with rugged I/O connector (SG-ET5X-8RCSE1-02 / SG-ET5X-10RCSE1-01)</p>


Vehicle Mounting Hardware and Accessories

Part Number	Picture	Description	Notes	Required Items
-------------	---------	-------------	-------	----------------

<p>Gamber Johnson (3rd party) *</p> <p>7160-0799</p> <p>http://www.gamberjohnson.com</p>		<p>Gamber Johnson Keyboard Mounting Tray for Forklift Cradle</p>	<ul style="list-style-type: none"> ▶Attaches to the back of any Gamber-Johnson Tablet Docking Stations and Cradles using the 75mm VESA pattern. ▶The Tablet Keyboard Mount can be placed on any Gamber-Johnson Upper Pole, Motion Attachment or “smiley face” pattern found on a MCS Console System (ordered separately) allowing flexibility in how you want to place the keyboard in a vehicle ▶Keyboard attaches using a circular mounting disk that has the AMPS hole pattern on it ▶A tension knob is used to secure the keyboard to the tray and allows the keyboard to be rotated to an ergonomic position and locked into place ▶An offset mounting pattern on the mounting disk provides adjustability to position the keyboard closer to the Docking Station or Cradle ▶Keyboard can be tilted down 10° for working or 90° vertically when stowed, adjustable handle secures keyboard at the desired position ▶Heavy gauge steel and aluminum construction for long-term durability ▶Black powdercoat finish for maximum corrosion resistance 	<p>Gamber Johnson Rugged Mount Forklift Cradle</p>
<p>241372</p> <p>(3rd party) *</p> <p>https://www.proclipusa.com</p>		<p>ProClip Keyboard Mount</p>	<ul style="list-style-type: none"> ▶Adjustable keyboard tray with AMPS holes for various keyboards ▶Can be used with most ProClip tablet holders ▶Multiple AMPS hole patterns and VESA 75 & 100 for easy mounting 	
<p>Gamber Johnson (3rd party) *</p> <p>7160-0981 (for 8" Forklift Cradle)</p> <p>7160-0982 (for 10" Forklift Cradle)</p> <p>http://www.gamberjohnson.com</p>		<p>Gamber Johnson Thermal Cover for Forklift Cradle</p>	<ul style="list-style-type: none"> ▶Thermal tablet cover features revolutionary technology that keeps the ET5X warm in cross dock and freezing environments. ▶Encases the Forklift Cradle and has a thermal pad heater connected to a thermostat that begins regulating heat around the cover if the outside ambient temperature is below 40°F (4.4°C). ▶Cover ensures the ET5X will always stay warm and be in its optimum operating temperature, even in freezing environments. 	<p>Gamber Johnson Rugged Mount Forklift Cradle</p>



<p>Gamber Johnson (3rd party) *</p> <p>7160-1146</p> <p>http://www.gamberjohnson.com</p>		<p>Gamber Johnson Screen Blanking accessory for Forklift Cradle</p>	<ul style="list-style-type: none"> ▶Accessory attaches to the back of the Gamber-Johnson Fork Lift Cradle and provides screen blanking function to turn off ET5X display while the vehicle is in motion. ▶Includes bracket with accelerometer. Accelerometer connects to ET5X via USB port on cradle. ▶Bracket blocks user access to USB ports on cradle to prevent tampering with attached accessories (i.e. accelerometer). ▶Requires installation of IPC/VuLock software on ET5X to handle screen blanking function. Application is available from Gamber-Johnson and supports Windows 8.1, Windows 10, and Android devices. ▶Compatible with either 8" or 10" Gamber-Johnson ET5X cradles with Port Replication. 	<p>Gamber Johnson Rugged Mount Forklift Cradle</p>
<p>Gamber Johnson (3rd party) *</p> <p>7160-0984</p> <p>http://www.gamberjohnson.com</p>		<p>Gamber Johnson Keyboard Bracket for Forklift Cradle (Low Profile)</p>	<ul style="list-style-type: none"> ▶Attaches to the back of any Gamber-Johnson Tablet Docking Stations and Cradles using the 75mm VESA pattern. ▶Lower profile design allows keyboard to be mounted in a vertical position directly under the ET5X Cradle. ▶Keyboard attaches using a circular mounting disk that has the AMPS hole pattern on it ▶Rotating 3" arm and Mini Clevis provides independent keyboard adjustability ▶Heavy gauge steel and aluminum construction for long-term durability ▶Black powdercoat finish for maximum corrosion resistance 	<p>Gamber Johnson Rugged Mount Forklift Cradle</p>
<p>Blank-It (3rd party) *</p> <p>BL-STD</p> <p>https://www.blank-it.com</p>		<p>Blank-It Screen Blanking solution</p>	<ul style="list-style-type: none"> ▶Solution will turn off the device's display when the vehicle is in motion to prevent distracted driving. ▶USB Sensor Hardware and software providing the following: <ul style="list-style-type: none"> - Screen Blanking - GPS support & integration - 'Screen Saver' Feature - 'Sleep' Feature - Nominated Programs - Blank-it Browser - Passenger Viewing 	
Misc				
Part Number	Picture	Description	Notes	Required Items

<p>KT-ET5X-8SCRN1-01 (for 8" tablet without Rugged Frame installed) KT-ET5X-8SCRN1-02 (for 8" tablet with Rugged Frame installed)</p> <p>KT-ET5X-10SCRN1-01 (for 10" tablet without Rugged Frame installed) KT-ET5X-10SCRN1-02 (for 10" tablet with Rugged Frame installed)</p>		<p>Screen Protector for ET50/ET55 tablets</p>	<ul style="list-style-type: none"> ▶Film overlay ▶Protects screen from hazing, scratching, cracking ▶Order correct SKU depending on tablet display size and whether or not Rugged Frame will be used. ▶Only compatible with ET50/ET55 tablets. Not compatible with ET51/ET56 tablets which use a bonded display and do not need a screen protector's added protection. 	
<p>KT-ET5X-ASTY2-01</p>		<p>Active Stylus (for ET50/ET55 Android units)</p>	<ul style="list-style-type: none"> ▶Designed to be used only with ET50/ET55 Android units (8" or 10"). Not compatible with ET51/ET56 Android or any Windows tablets. ▶Pen tip supports 256 levels of pressure detection ▶Uses one AAAA battery ▶Supports palm rejection and will work when water is on the display (will not work in areas of screen where water is pooled) 	
<p>SG-TC7X-STYLUS-03 (pack of 3)</p>		<p>Passive Stylus Kit with Tether</p>	<ul style="list-style-type: none"> ▶Includes fine-pitch, capacitive Stylus (SG-TC7X-STYLUS1-03) and coiled tether (KT-TC7X-TETHR1-03) ▶Conductive Carbon-filled plastic material w/ 5mm tip ▶Length of stylus is 3.5". ▶Rigid plastic stylus is optimized for enterprise durability. ▶Clip & tether point to reduce loss. Tether to Handstrap on Expansion Back or D-Clip on Rugged Frame. ▶NOTE: Stylus is only supported on the following devices: <ul style="list-style-type: none"> - ET51/ET56 Windows tablets - ET51/ET56 Android tablets - ET50/ET55 Android tablets running Android M or higher. Requires Touch Panel mode setting to be changed to Stylus mode. 	
<p>3rd party</p>		<p>Passive Stylus</p>	<ul style="list-style-type: none"> ▶Use any passive stylus that is designed to be used on tablets with capacitive touch screens. ▶Compatible with all ET5X tablet versions. 	
<p>SG-ET5X-SLTETR-01</p>		<p>Coiled Tether for Stylus</p>		



3rd party *		Locking USB port cover/insert	<ul style="list-style-type: none"> ▶Prevents unauthorized access/use of USB port on side of ET5X or on bottom of Gamber-Johnson vehicle cradles. ▶Requires "key" to install and remove the USB insert ▶Covers/inserts can be ordered in different colors, each color having a unique "key" 	
-------------	---	-------------------------------	---	--

<http://www.lindy-usa.com/usb-port-blocker-pack-of-4-color-code-white-40454.html>

Headset/Audio Accessories







Part Number	Picture	Description	Notes	Required Items
See HS2100-HS3100 Accessories Document		HS3100 Rugged Bluetooth Headset	<ul style="list-style-type: none"> ▶HD Voice, also known as Wide Band Audio, brings incredible audio clarity ▶Built to handle the everyday inevitable drops ▶Dustproof, sprayproof and waterproof ▶Ready for the freezer and outdoor subzero temperatures ▶Feather-light for extraordinary comfort ▶Noise cancellation for a superior voice experience in the noisiest environments ▶Swap batteries on the fly — without losing the Bluetooth connection ▶Split-second tap-to-pair simplicity using NFC. ▶Detachable swivel boom minimizes costs. ▶Swivelling boom mutes microphone allowing uses to prevent voice pick applications from recognizing non-voice pick conversations. ▶User-replaceable pads and windscreens maximize comfort and hygiene ▶15 hours of battery power 	See HS2100/HS3100 Accessories Document for headset accessories
various Bluetooth models B550-XT B350-XT C400-XT C300-XT (3rd party) * http://www.blueparrott.com		BlueParrott Bluetooth Headsets	<ul style="list-style-type: none"> ▶Various Bluetooth models available with options that include: <ul style="list-style-type: none"> - Blocking out 96% of background noise - Over 24 hours of talk time - NFC Tap to Pair capable - Bluetooth wireless range capable up to 300 ft. - Convertible wearing options: over the head, behind the neck. See BlueParrot site for model specific options.	

<p>APTT1 (3rd party) *</p> <p>https://www.aina-wireless.com/</p>		<p>Aina Push-To-Talk (PTT) Bluetooth Voice Responder Remote Speaker/Mic (RSM)</p>	<ul style="list-style-type: none"> ▶Bluetooth speaker-microphone designed to work with different walkie talkie style Push-to-Talk applications, including Zebra PTT Pro (check with Zebra PTT Pro engineering team for current device/OS support). ▶Includes clip for attaching device to clothing for lapel speaker/mic usage. ▶Features several buttons which the application developers can assign to different functions. ▶Users can remotely control functions such as push-to-talk, phone calls, channel switching and emergency alerts. ▶Device is ruggedized, MIL-STD 810G and IP67. ▶Long lasting battery designed for 24 hour approx battery life. Can be recharged via micro-USB port. ▶Includes 3.5mm headset jack allowing headphones to be connected for keeping conversations more private. ▶Can be easily paired to mobile computer using NFC tap-to-pair. 	
<p>H3-B-1 (3rd party) *</p> <p>https://www.dellking.com</p>		<p>Wandfu H3 Push-To-Talk (PTT) Bluetooth Remote Speaker/Mic (RSM)</p>	<ul style="list-style-type: none"> ▶Bluetooth speaker-microphone designed to work with different walkie talkie style Push-to-Talk applications, including Zebra PTT Pro (check with Zebra PTT Pro engineering team for current device/OS support). ▶Includes clip for attaching device to clothing for lapel speaker/mic usage. ▶Includes 3.5mm headset jack allowing headphones to be connected for keeping conversations more private. 	
<p>BTR-155 (3rd party) *</p> <p>K551011 (Zebra orderable SKU) ▶Discontinued 3/2019, now order from Savox</p> <p>https://www.savoxaccessories.com</p>		<p>Savox BTR-155 Bluetooth Remote Speaker/Mic (RSM)</p>	<ul style="list-style-type: none"> ▶Bluetooth speaker-microphone designed to work with different walkie talkie style Push-to-Talk applications, including Zebra PTT Pro (check with Zebra PTT Pro engineering team for current device/OS support). ▶Includes clip for attaching device to clothing for lapel speaker/mic usage. ▶Rugged wireless speaker microphone, IP55. ▶Allows cable-free movement ▶Familiar speaker microphone functions; PTT and volume buttons ▶Includes 2.5mm headset jack allowing headphones to be connected for keeping conversations more private. ▶LED status indication ▶High speaker volume ▶Includes: <ul style="list-style-type: none"> - Savox RSM - Modular Wired earpiece - Wall Charger - USB Cable - Quick Start Guide - Carrying Strap 	







<p>BTH-101 (3rd party) *</p> <p>https://www.savoxaccessories.com</p>	 	<p>Savox Push-To-Talk (PTT) Bluetooth Headset</p>	<ul style="list-style-type: none"> ►Bluetooth headset designed to work with different walkie talkie style Push-to-Talk applications, including Zebra PTT Pro (check with Zebra PTT Pro engineering team for current device/OS support). ►Also operates as standard Bluetooth headset for taking phone calls. ►Device is lightweight and ruggedized, IP55. 	
---	---	---	--	--


Power Cords/Power Supplies

AC Cords and Power Supplies




Part Number	Picture	Description	Notes	Required Items
<p>PWR-WUA5V12W0US (US plug style) PWR-WUA5V12W0GB (UK plug style) PWR-WUA5V12W0EU (EU plug style) PWR-WUA5V12W0AU (Australia plug style) PWR-WUA5V12W0CN (China plug style) PWR-WUA5V12W0IN (India plug style) PWR-WUA5V12W0KR (Korea plug style) PWR-WUA5V12W0BR (Brazil plug style)</p>		<p>USB Power Supply (high power)</p>	<ul style="list-style-type: none"> ►Used to power ET5X from Micro-USB or USB-C port on side of device ►Can also be used to charge Powerpack Battery for Expansion Back (BTRY-ET5X-PRPK1-01) via micro USB port on side of battery. ►Provides higher current (2.5A) for faster charging ►100-240 VAC, 5 V, 2.5 A 	<p><u>For ET50/ET55 or PowerPack Battery</u> Micro USB Cable (25-124330-01 R or 25-MCXUSB-01R)</p> <p><u>For ET51/ET56</u> USB-C Cable (CBL-TC2X-USBC-01 or CBL-TC5X-USBC2A-01)</p>
<p>PWR-WUA5V6W0WW</p>	 	<p>USB Power Supply</p>	<ul style="list-style-type: none"> ►Used to power ET5X from Micro-USB or USB-C port on side of device ►Can also be used to charge Powerpack Battery for Expansion Back (BTRY-ET5X-PRPK1-01) via micro USB port on side of battery. ►Provides 1.2A output. Charging will be slower. Recommend using PWR-WUA5V12W0xx for faster charging. ►Includes four international plugs for use in US, UK, EU, and AU. Additional plugs can be purchased separately for other countries. ►5.2V, 1.2A, 6W output ►Provides US DOE Level VI compliance for power efficiency 	<p><u>For ET50/ET55 or PowerPack Battery</u> Micro USB Cable (25-124330-01 R or 25-MCXUSB-01R)</p> <p><u>For ET51/ET56</u> USB-C Cable (CBL-TC2X-USBC-01 or CBL-TC5X-USBC2A-01)</p>
<p>CN-000803-01</p>		<p><u>Spare/Replacement</u> USB Power Supply AC Clip for Australia (AUS)</p>	<ul style="list-style-type: none"> ►This AC Clip is normally included with PWR-WUA5V6W0WW ►2 pin Australia plug 	<p>USB Power Supply (PWR-WUA5V6W0WW)</p>
<p>CN-000803-02</p>		<p>USB Power Supply AC Clip for Argentina (ARG)</p>		<p>USB Power Supply (PWR-WUA5V6W0WW)</p>
<p>CN-000803-03</p>		<p>USB Power Supply AC Clip for Korea (KOR)</p>		<p>USB Power Supply (PWR-WUA5V6W0WW)</p>




CN-000803-04		Spare/Replacement USB Power Supply AC Clip for US (US)	<ul style="list-style-type: none"> This AC Clip is normally included with PWR-WUA5V6W0WW 2 pin US plug 	USB Power Supply (PWR-WUA5V6W0WW)
CN-000803-05		Spare/Replacement USB Power Supply AC Clip for Europe (EU)	<ul style="list-style-type: none"> This AC Clip is normally included with PWR-WUA5V6W0WW 	USB Power Supply (PWR-WUA5V6W0WW)
CN-000803-06		Spare/Replacement USB Power Supply AC Clip for UK (UK)	<ul style="list-style-type: none"> This AC Clip is normally included with PWR-WUA5V6W0WW 	USB Power Supply (PWR-WUA5V6W0WW)
CN-000803-07		USB Power Supply AC Clip for China (CHN)	<ul style="list-style-type: none"> straight pins China plug 	USB Power Supply (PWR-WUA5V6W0WW)
CN-000803-08		USB Power Supply AC Clip for Brazil (BRA)	<ul style="list-style-type: none"> 2 pin Brazil plug 	USB Power Supply (PWR-WUA5V6W0WW)
CN-000803-09		USB Power Supply AC Clip for India (IND)		USB Power Supply (PWR-WUA5V6W0WW)
CBL-DC-388A1-01		DC Power Cord	<ul style="list-style-type: none"> Used along with Power Supply PWR-BGA12V50W0WW to power Single Slot Cradle, Rugged Charge Connector/Charge Dongle, and 4-Slot Battery Charger. Cable length is 1.8 meters 	
PWR-BGA12V50W0WW		Power Supply	<ul style="list-style-type: none"> Used to power Single Slot Cradle, Rugged Charge Connector/Charge Dongle, and 4-Slot Battery Charger. 100-240 VAC, 12V, 4.16A, 50W Provides US DOE Level VI compliance for power efficiency. Replaces PWRS-14000-148R and PWRS-14000-148C 	DC Line Cord (CBL-DC-388A1-01) and AC Line Cord (23844-00-00R)
KIT-PWR-12V50W		Power Supply Kit	<ul style="list-style-type: none"> Includes Power Supply (PWR-BGA12V50W0WW) and DC Line Cord (CBL-DC-388A1-01) 	AC Line Cord (23844-00-00R)
CBL-DC-381A1-01		DC Power Cord	<ul style="list-style-type: none"> Used to power 5-Slot ShareCradles when using Level VI Efficiency power supply (PWR-BGA12V108W0WW) This cable does not include the black extension release latch which is not required when used on Multi-Slot ShareCradles. CBL-DC-382A1-01 is still typically used though. 	
CBL-DC-382A1-01		DC Power Cord	<ul style="list-style-type: none"> Used with Power Supply PWR-BGA12V108W0WW to power Multi-Slot ShareCradles. 	

PWR-BGA12V108W0WW		Power Supply	<ul style="list-style-type: none"> Used to power Multi-Slot ShareCradles 100-240 VAC, 12V, 9A, 108W Provides US DOE Level VI compliance for power efficiency. Replaces PWRS-14000-241R 	CBL-DC-382A1-01 and 23844-00-00R
23844-00-00R		AC Line Cord	<ul style="list-style-type: none"> This AC Line Cord is for use in North America. See the AC Line Cords by Country TAG for comparable line cords to use in other countries. 	
In-Vehicle Power Supplies				
Part Number	Picture	Description	Notes	Required Items
P1063406-031		12-24V Car Charger (Cigarette Lighter Adapter)	<ul style="list-style-type: none"> Used with Rugged Charge Dongle (CHG-ET5X-CBL1-01) to charge unit's battery in a vehicle. Plugs into cigarette lighter. This is the same adapters used to charge Zebra mobile printers in a vehicle. 	Rugged Charge Dongle (CHG-ET5X-CBL1-01)
941022 (3rd party) *		12-24V Car Charger (Cigarette Lighter Adapter)	<ul style="list-style-type: none"> Used with ProClip ET5X Cradles to power cradle in a vehicle. Plugs into cigarette lighter. 	
	http://www.proclipusa.com/category/zebra			
P1063406-030		12-24V Car Charger (Bare Wire connectors)	<ul style="list-style-type: none"> Used with Rugged Charge Dongle (CHG-ET5X-CBL1-01) to charge unit's battery in a vehicle. This is the same adapters used to charge Zebra mobile printers in a vehicle. NOTE: As of 9/2017 this charger has not been officially approved by Zebra Engineering for use with the ET5X. Please have your Zebra account team open a Custom Products Request if you would like this charger certified. 	Rugged Charge Dongle (CHG-ET5X-CBL1-01)
941021 (3rd party) *		12-24V Vehicle Charger (Bare Wire connectors)	<ul style="list-style-type: none"> Used with ProClip ET5X Cradles to power cradle in a vehicle. 	
	http://www.proclipusa.com/category/zebra			




16411 (12-32 VDC input)		Lind 12V Isolated Power Supply for Gamber-Johnson Vehicle Cradles	<ul style="list-style-type: none"> Typically used when powering Gamber-Johnson Gamber Johnson Rugged Mount Forklift Cradle from a forklift. Provides 12V DC output required by dock. 	
16412 (20-60 VDC input)				
16515 (72-110 VDC input)				
Gamber Johnson (3rd party) *				
http://www.gamberjohnson.com				


Keyboards - Used with Gamber-Johnson Fork Lift Cradle
See External Keyboards Technical Accessory Guide (TAG) for additional keyboard options.

Part Number	Picture	Description	Notes	Required Items
KYBD-QW-VC-01		QWERTY Keyboard	<ul style="list-style-type: none"> Based on the VH10 keyboard design. 12 direct Function keys with an additional 12 via shift function. Dimmable backlit keys. IP66, -30 to +50 C, condensing - for use in Freezer Applications Build-in heaters and drainage system for error free operations even in heavy condensing environments Industrial keyboard controller with temperature compensation Meets shock/vibrations standards: EN60721-5M3, MIL810F, and Zebra internal testing standards. Keyboard elastomer and cable are both field replaceable. NOTE: Standard USB Keyboard cable used by ET5X is <u>not</u> capable of powering the keyboard's built-in heater. 	<ul style="list-style-type: none"> Standard USB Short Keyboard Cable for VH10 style keyboard (A9183902) Gamber-Johnson Keyboard Tray (7160-0799) or Low Profile Bracket (7160-0984)
KYBD-AZ-VC-01		AZERTY Keyboard	<ul style="list-style-type: none"> Based on the VH10 keyboard design 12 direct Function keys with an additional 12 via shift function. Dimmable backlit keys. IP66, -30 to +50 C, condensing - for use in Freezer Applications Build-in heaters and drainage system for error free operations even in heavy condensing environments Industrial keyboard controller with temperature compensation Meets shock/vibrations standards: EN60721-5M3, MIL810F, and Zebra internal testing standards Keyboard elastomer and cable are both field replaceable. NOTE: Standard USB Keyboard cable used by ET5X is <u>not</u> capable of powering the keyboard's built-in heater. 	<ul style="list-style-type: none"> Standard USB Short Keyboard Cable for VH10 style keyboard (A9183902) Gamber-Johnson Keyboard Tray (7160-0799) or Low Profile Bracket (7160-0984)
A9183902 (3rd party) *		Standard USB Short Keyboard Cable for VH10 style keyboard	<ul style="list-style-type: none"> Used with VH10 Style Keyboards Has standard USB-A connector which can be used on Gamber-Johnson Fork Lift Cradle or other devices with standard USB-A ports. Short Cable length (18 cm / approx. 7 in) Typically used when keyboard is mounted directly near the ET5X (i.e. on Keyboard Tray). NOTE: Cable is <u>not</u> capable of powering the keyboard's built-in heater. 	

KYBD-QW-SP-01		Replacement QWERTY Keypad for VH10 style keyboard	►Wear Item Replacement for KYBD-QW-VC-01 (includes Elastomer with hard caps)	
KYBD-AZ-SP-01		Replacement AZERTY Keypad for VH10 style keyboard	►Wear Item Replacement for KYBD-AZ-VC-01 (includes Elastomer with hard caps)	
various		iKey keyboards	See External Keyboards Technical Accessory Guide (TAG) for iKey options.	Gamber-Johnson Keyboard Tray (7160-0799) or Low Profile Bracket (7160-0984)
3rd party * http://www.gamberjohnson.com/products/iKey		Additional Keyboard options		Gamber-Johnson Keyboard Tray (7160-0799) or Low Profile Bracket (7160-0984)

Batteries

Part Number	Picture	Description	Notes	Required Items
BTRY-ET5X-8IN5-01	coming soon	Replacement Internal Battery for 8" ET51/ET56 ANDROID tablet (6440 mAh - 24.4Wh)	►This is the main battery that is internal to the ANDROID ET51/ET56. ►Provides 4-6 hours continuous usage with display on high brightness, more with more conservative brightness setting. ►Only compatible with ET51/ET56 ANDROID tablets. Not compatible with ET51/ET56 WINDOWS or any ET50/ET50 tablets.	
BTRY-ET5X-8IN3-01		Replacement Internal Battery for 8" ET51/ET56 WINDOWS tablet (3300 mAh - 25.08Wh)	►This is the main battery that is internal to the WINDOWS ET51/ET56. ►Provides 4-6 hours continuous usage with display on high brightness, more with more conservative brightness setting. ►Only compatible with ET51/ET56 WINDOWS tablets. Not compatible with ET51/ET56 ANDROID or any ET50/ET50 tablets.	
BTRY-ET5X-10IN5-01		Replacement Internal Battery for 10" ET51/ET56 ANDROID tablet (9660 mAh - 37.1 Wh)	►This is the main battery that is internal to the ANDROID ET51/ET56. ►Provides 7-9 hours continuous usage with display on high brightness, more with more conservative brightness setting. ►Only compatible with ET51/ET56 ANDROID tablets. Not compatible with ET51/ET56 WINDOWS or any ET50/ET50 tablets.	
BTRY-ET5X-10IN3-01		Replacement Internal Battery for 10" ET51/ET56 WINDOWS tablet (4830 mAh - 37.19 Wh)	►This is the main battery that is internal to the WINDOWS ET51/ET56. ►Provides 7-9 hours continuous usage with display on high brightness, more with more conservative brightness setting. ►Only compatible with ET51/ET56 WINDOWS tablets. Not compatible with ET51/ET56 ANDROID or any ET50/ET50 tablets.	

BTRY-ET5X-8IN1-01		Replacement Internal Battery for 8" ET50/ET55 tablet (5900 mAh - 22.4Wh)	<ul style="list-style-type: none"> ►This is the main battery that is internal to the ET50/ET55. ►Provides 4-6 hours continuous usage with display on high brightness, more with more conservative brightness setting. ►Not compatible with any ET51/ET56 tablets. 	
BTRY-ET5X-10IN1-01		Replacement Internal Battery for ET50/ET55 10" tablet (8700 mAh - 33Wh)	<ul style="list-style-type: none"> ►This is the main battery that is internal to the ET50/ET55. ►Provides 7-9 hours continuous usage with display on high brightness, more with more conservative brightness setting. ►Not compatible with any ET51/ET56 tablets. 	
BTRY-ET5X-PRPK1-01		Powerpack Battery for Expansion Back (3400 mAh - 24.4Wh)	<ul style="list-style-type: none"> ►Designed for use with optional Expansion Back ►Hot swappable enables 24x7 usage ►This battery rapid charges the ET5X's internal main battery. ►Has 5 LED indicators for charge status ►Micro-USB port allows battery to be charged while not attached to ET5X - recommend using PWR-WUA5V12W0xx USB charger for faster charging. 	Expansion Back attachment
KT-ET5X-8BTDR2-01 (for 8" tablet) KT-ET5X-10BTDR2-01 (for 10" tablet)		Replacement Main/Internal Battery Door for ET51/ET56	►Not compatible with ET50/ET55 tablets.	
KT-ET5X-8BTDR1-01 (for 8" tablet) KT-ET5X-10BTDR1-01 (for 10" tablet)		Replacement Main/Internal Battery Door for ET50/ET55	►Not compatible with ET51/ET56 tablets.	