

CM6E

6.5" dual cone loudspeaker, white



CM6E is a dual cone built-in 6.5" 100 volt loudspeaker suitable for almost any installation. This budget-friendly loudspeaker will deliver a loud and clear sound reproduction. The CM6E has several power tapings (6 – 3 – 1.5 watts) and is the ideal speaker for the distribution of microphone calls and background music.

The housing is made of high quality ABS. The grille is made of steel and the loudspeaker has a 6.5" paper dual cone woofer. The loudspeaker is easy to install, due to its simple, quick mounting system with 3 screws.

The CM6E loudspeakers can be painted in any colour.

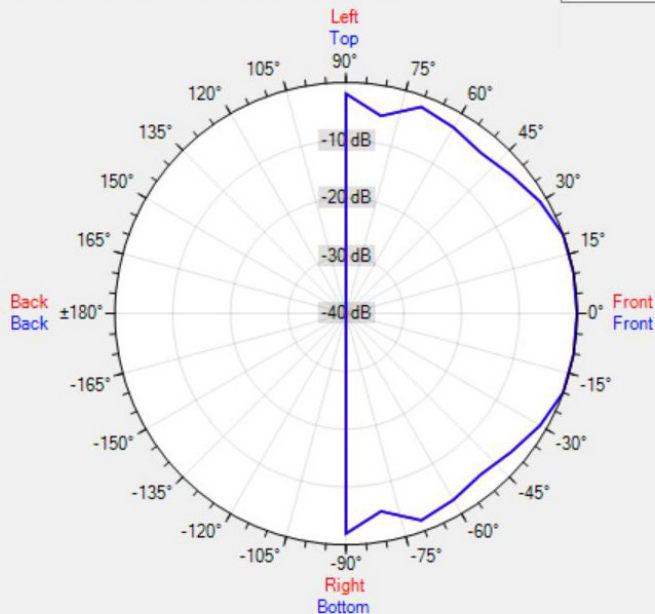
TECHNICAL SPECIFICATIONS

outside diameter in mm	205	depth in mm	70
cutout in mm	186	installation grip range in mm	2 - 25
loudspeaker system	dual cone	woofer size in inch	6.5
woofer cone material	paper	mounting system	3 screws
colour	white / black / silver	100V transformer power taps in watts	6 - 3 - 1.5
impedance in ohms	4	low impedance dynamic power in watts	30
low impedance RMS power in watts	15	SPL 1W/1m in dB	91
max SPL 1m in dB	99	frequency response in Hz	70 - 20K
main construction material	ABS plastic	grille main material	steel
IP rating	50	applicable low impedance	no
applicable in 100V	yes	Vertical dispersion angle 1000 Hz	180°
closest RAL colour (subject to deviations)	RAL9010 (W) / RAL9011 (BL) / RAL9006 (SLV)	Net weight product in kg	0.75

POLAR PLOTS

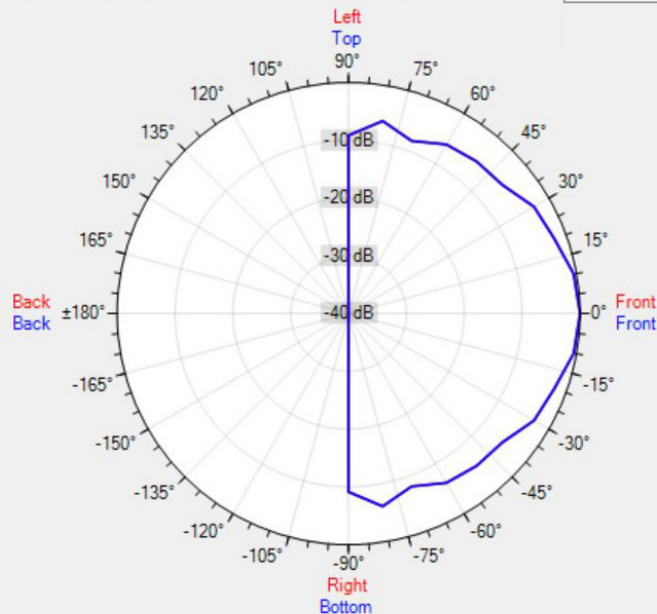
Data Shown: CM6E (Apart Audio)
Display Parameters: Frequency: 1000Hz (1/24th Octave)

Horizontal
Vertical



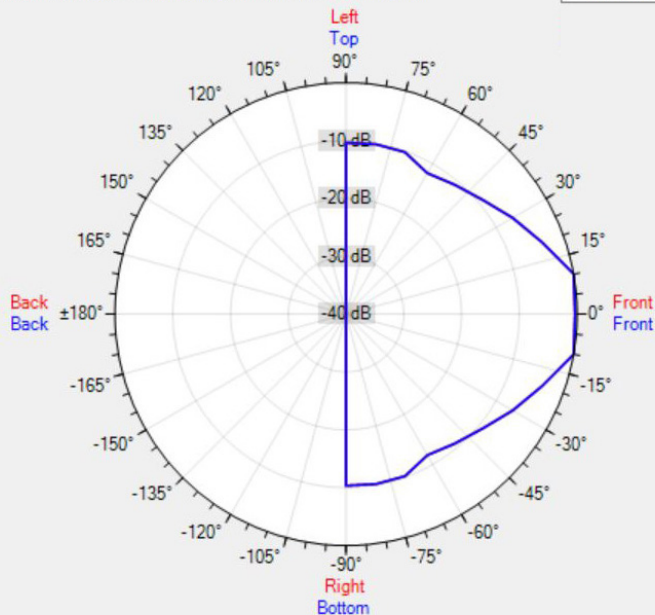
Data Shown: CM6E (Apart Audio)
Display Parameters: Frequency: 2000Hz (1/24th Octave)

Horizontal
Vertical



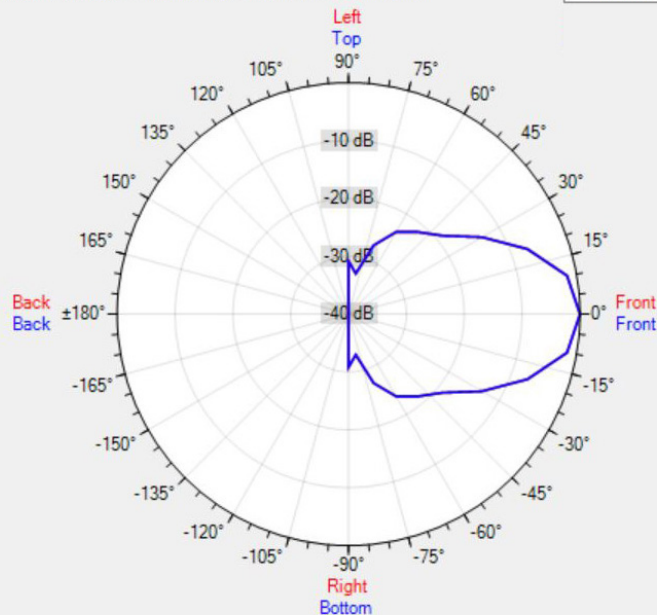
Data Shown: CM6E (Apart Audio)
Display Parameters: Frequency: 4000Hz (1/24th Octave)

Horizontal
Vertical

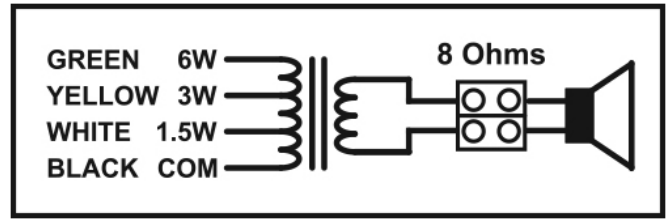


Data Shown: CM6E (Apart Audio)
Display Parameters: Frequency: 8000Hz (1/24th Octave)

Horizontal
Vertical



MORE PICTURES



ACCESSORIES**CMBB**

On-wall box for CM- and CM-Design loudspeaker range