

© Arlo Technologies, Inc. Arlo, Arlo logo, and Every Angle Covered are trademarks of Arlo Technologies, Inc. App Store is a service mark of Apple Inc. Google Play and the Google Play logo are trademarks of Google LLC. Other trademarks are for reference purposes.

For regulatory compliance information including the EU Declaration of Conformity, visit www.arlo.com/about/regulatory/.



Arlo Technologies Intl. Ltd.
Ground Floor, Building 3
University Technology Center
Curraheen Road, Cork, T12 EF21
Ireland

April 2020



201-50255-03

Arlo Technologies, Inc.
2200 Faraday Avenue, Suite 150
Carlsbad, CA 92008 USA

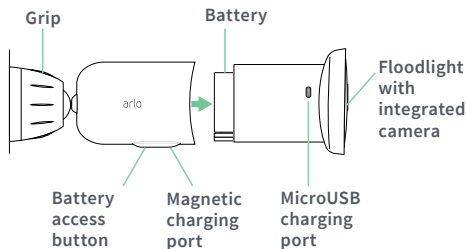


Set up your Pro 3 Floodlight Camera

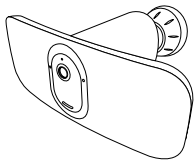
1. Download the Arlo app.



2. Follow the app instructions to add and mount your floodlight.



What's in the box



Pro 3 Floodlight Camera



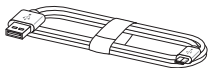
Wall Plate



XL Rechargeable Battery



Screw Kit



Charging Cable



Power Adapter

Need help?

We are here for you.

Visit www.arlo.com/support for quick answers and resources:

- How-to videos
- Troubleshooting tips
- The Arlo Support phone number for your location