

# Windows 10 IoT Enterprise LTSC 2021 for Latitude 5440 Client

## Release Notes



## Notes, cautions, and warnings

 **NOTE:** A NOTE indicates important information that helps you make better use of your product.

 **CAUTION:** A CAUTION indicates either potential damage to hardware or loss of data and tells you how to avoid the problem.


 **WARNING:** A WARNING indicates a potential for property damage, personal injury, or death.

# Contents

<b>Chapter 1: Overview</b> .....	<b>4</b>
<b>Chapter 2: Version matrix</b> .....	<b>5</b>
<b>Chapter 3: Windows 10 IoT Enterprise LTSC 2021 10.05.xx.08.23.00</b> .....	<b>6</b>
Release summary.....	6
New and enhanced features.....	6
Compatibility.....	6
Build details.....	6
Hardware support information.....	7
Supported languages.....	7
Important notes.....	8
Test Environment.....	8
Used space and free space.....	8
QFEs list.....	8
Operating system/ Driver components.....	8
Peripherals ecosystem.....	9
Boot sequence.....	10
<b>Chapter 4: Resources and support</b> .....	<b>11</b>
<b>Chapter 5: Contacting Dell</b> .....	<b>12</b>

# Overview

The Windows 10 IoT Enterprise LTSC 2021 operating system is designed to run on Latitude 5440. New releases are created to support new hardware platforms, correct defects, make enhancements, or add new features.

 **NOTE:** To determine which version of the operating system you must select for your client, see [Version matrix](#).

## Version matrix

The following version matrix lists the platforms that are supported in each Windows 10 IoT Enterprise LTSC 2021 for Latitude 5440, and helps you select which type of thin client is appropriate for your work environment:

**Table 1. Version matrix**

Release version	Release date	Supported platforms	Release Notes
10.05.xx.08.23.00	August 2023	Latitude 5440	<a href="#">Windows 10 IoT Enterprise LTSC 2021 10.05.xx.08.23.00</a>

# Windows 10 IoT Enterprise LTSC 2021

## 10.05.xx.08.23.00

### Release summary

This release note contains information about the Windows 10 IoT Enterprise LTSC 2021 that runs on the Latitude 5440. Windows 10 IoT Enterprise LTSC 2021 is factory-installed on the Latitude 5440. It provides the flexibility to be managed with Wyse Management Suite and Microsoft Endpoint Configuration Manager. The Windows 10 IoT Enterprise LTSC 2021 supports English and MUI languages.

### Version

10.05.xx.08.23.00

### Release date

August 2023

### New and enhanced features

The following are all the new features that are delivered in this release.

- Supports Latitude 5440 platform.
- Supports the new Windows 10 IoT Enterprise LTSC 2021 Operating System.
- Supports Microsoft Azure Virtual Desktop.
- Supports H.265 codec with HEVC.
- Supports the latest Edge Chromium browser.
- Enhanced the Wyse Easy Setup support for newer Microsoft Edge Browser configurations and Microsoft Azure Virtual Desktop feature. This feature is provided as a custom application additional support.
- Supports Wyse Management Suite/ USB image deployment-Secure boot.
- Support of ISO format on Imaging support from **Wyse Management Suite** and **Dell OS recovery tool**.

### Compatibility

### Build details

**Table 2. General build details**

Type	Description
Platform(s)	Latitude 5440
Product	WinIoT_LTSC_2021_Latitude_5440_Aug2023.ISO
Build Version	10.0
Build Number	10.05.xx.08.23.00
Localization	English

**Table 2. General build details (continued)**

Type	Description
Boot Agent version	4.1.3

**Table 3. Platform specific build details of Wyse Management Suite**

Type	Description
Platform(s)	Latitude 5440
Version	10.0
Build Number	10.05.xx.08.23.00
Build Wyse Management Suite Package Name	WinIoT_LTSC_2021_Latitude_5440_Aug2023.ISO
Build Size (Bytes)	13,893,042,176
Localization	English
BIOS Details	
Platform	Latitude 5440
BIOS Version	1.4.5

BIOS is not part of this build. The above BIOS version is used during the build validation.

## Hardware support information

Latitude 5440 supports 8 GB, 16 GB, or 32 GB RAM and 256 GB SSD.

**Table 4. Supported displays**

Hardware	Operating System	Single Display (in built)	Dual Display
Latitude 5440	Windows 10 IoT Enterprise LTSC 2021	Supported	Supported

## Supported languages

- English (en-US)
- German (de-DE)
- French France (fr-FR)
- French Canada (fr-CA)
- Italian (it-IT)
- Spanish (es-ES)
- Japanese (ja-JP)
- Korean (ko-KR)
- Chinese Simplified (zh-CN)
- Chinese traditional (zh-TW)
- Brazilian Portuguese (pt-BR)
- Dutch Netherlands (nl-NL)
- Danish Denmark (da-DK)
- Finnish Finland (fi-FI)
- Norwegian Norway (nb-NO)
- Russian Russia (ru-RU)
- Swedish Sweden (sv-SE)

# Important notes

## Test Environment

Table 5. Test Environment

Hardware Type	Model Name	CPU Name	Build Package Name	Product Version	RAM	SSD Size	BIOS Version
Latitude 5440	Latitude 5440	Pentium, Intel i3, and Intel i5	Windows 10 IoT Enterprise LTSC 2021	10.05.xx.08.23.00	8/16/32 GB	256 GB	1.4.5

## Used space and free space

Table 6. Used space and free space

Platform	SSD	Used space	Free space
Latitude 5440	256 GB SSD	16 GB	217 GB

## QFEs list

Table 7. QFEs list

KB Number	Update Description
KB5003791	Update for Microsoft Windows 10 IoT Enterprise LTSC 2021.
KB5005699	Update for Microsoft Windows 10 IoT Enterprise LTSC 2021.
KB5027122	Update for Microsoft Windows 10 IoT Enterprise LTSC 2021.
KB5012170	Update for Microsoft Windows 10 IoT Enterprise LTSC 2021.
KB5028166	Update for Microsoft Windows 10 IoT Enterprise LTSC 2021.
KB5014032	Update for Microsoft Windows 10 IoT Enterprise LTSC 2021.
KB5028318	Update for Microsoft Windows 10 IoT Enterprise LTSC 2021.

## Operating system/ Driver components

Table 8. Driver details

Drivers/ Files	Latitude 5440
CAD-MAP-VDI	3.0.6.0


Table 9. Common application, features, and files- part of e-support image build 10.05.xx.08.23.00

Application	Version
Wyse Device Application (WDA)	14.6.9.21
PlatVsys	1.0.0.6
VMware Horizon Client	8.8.0.33776
Merlin	4.1.3
Wyse Easy Setup	2.0.0.471
Application Launch Manager (ALM)	1.1.0.10



**Table 9. Common application, features, and files- part of e-support image build 10.05.xx.08.23.00 (continued)**

Application	Version
xData CleanUp Manager (xDCM)	1.0.0.8
Dell Command Monitor (DCM)	10.9.0.307
Citrix Workspace 1912	23.3.0.55
Control Alt Del Map (CAD Map)	3.0.6.0
Microsoft Endpoint Configuration Manager	5.00.8790.1001(2019)
Build Content	1.0.0.8
Language Configuration Tool	1.0.0.10
Application Control Center	1.1.0.33
Custom Sysprep (Master.exe)	Not Applicable
Azure Virtual Desktop	1.2.4240.0
Microsoft Edge Browser	113.0.1774.57
Microsoft Remote Desktop Connection	10.0.19041 (Protocol 10.8 Supported)
TightVNC (Virtual Network Computing)	2.8.75.0

 **NOTE:** Factory image version number changes based on the production month and the year.

## Peripherals ecosystem

**Table 10. Peripherals ecosystem**

Product Category (Module)	Product Description
Monitors	Dell 27 USB-C HUB Monitor - P2723DE - P2723DE
	Dell 22 Monitor - P2222H - P2222H
	Dell 24 Monitor - P2421 - P2421 - P2421
	Dell 24 Monitor - P2421D - P2421D - P2421D
	Dell 24 Monitor - P2423 - P2423
	Dell 24 USB-C Hub Monitor - P2422HE - P2422HE
	Dell UltraSharp 24 Monitor - U2422H - U2422H
Audio	Dell Pro Wireless Headset - Daybreak - WL5022
	Dell Slim Conferencing Soundbar - SB522A
	Dell Speakerphone - SP3022
	Dell Stereo Headset - WH1022
Input Devices	Dell Pro Wireless Keyboard and Mouse - KM5221W
	Dell Active Pen - PN5122W
	Dell Pro Wireless Keyboard and Mouse - KM5221W
	Dell Full-Size Wireless Mouse - MS300
	Dell Mobile Pro Wireless Mice - MS5120W_Black- MS5120W
	Dell Multi-Device Wireless Keyboard - KB700

**Table 10. Peripherals ecosystem (continued)**

Product Category (Module)	Product Description
	Dell Multi-Device Wireless Keyboard and Mouse Combo - KM7120W - KM7120W
	Dell Multi-Device Wireless Mouse - MS5320W - MS5320W
	Dell Multimedia Keyboard - KB216_BLACK - KB216 - KB216
	Dell Optical Mouse - MS116_BLACK - MS116 - MS116
	Dell Palm Rest for KB216 and KM636 - PR216 - PR216
	Dell Premier Multi-Device Wireless Keyboard and Mouse - KM7321W
	Dell Pro Wireless Keyboard and Mouse - KM5221W
	Dell Active Pen - PN5122W
Cables, Dongles, Adapters	Dell 7-in-1 USB-C Multiport Adapter - DA310
	100W Adapter Type-C AC adapter -100W
Webcam	Dell Pro Webcam
Docks & Port Replicators	Dell USB-C Dock - WD19S 130W

## Boot sequence

- The first boot is Windows Boot Manager.
- The second boot is Merlin Non-Pxe.
- The third boot is UEFI HTTPs Boot.
- The fourth boot is UEFI CL1-3D256-Q11 NVMe SSTC 256 GB TWOTN2CC9DH000BB09161.
- The fifth boot is ONBOARD NIC (IPV4).
- The sixth boot is ONBOARD NIC (IPV6).

## Resources and support

### Accessing documents using the product search

1. Go to [www.dell.com/support](http://www.dell.com/support).
2. In the **Enter a Service Tag, Serial Number, Service Request, Model, or Keyword** search box, type the product name. For example, **OptiPlex 7410 All-In-One** or **Latitude 3440 Client** . A list of matching products is displayed.
3. Select your product.
4. Click **Documentation**.


### Accessing documents using product selector

You can also access documents by selecting your product.

1. Go to [www.dell.com/support](http://www.dell.com/support).
2. Click **Browse all products**.
3. Click **Computers**.
4. Click **Thin Clients**.
5. Click **OptiPlex Thin Client**.
6. Click **OptiPlex 7410 All-In-One** or **Latitude 3440 Client** .
7. Click **Select this Product**.
8. Click **Documentation**.

# Contacting Dell

## About this task

 **NOTE:** If you do not have an active Internet connection, you can find contact information from your purchase invoice, packing slip, bill, or Dell product catalog.

Dell provides several online and telephone-based support and service options. Availability varies by country/region or region and product, and some services may not be available in your area. To contact Dell for sales, technical support, or customer service issues:

## Steps

1. Go to [www.dell.com/support](http://www.dell.com/support).
2. Select your support category.
3. Verify your country/region or region in the **Choose a Country/Region** drop-down list at the bottom of the page.
4. Select the appropriate service or support link that is based on your need.