

Enlarge Your Ethernet Network

10/100 Mbps WDM Media Converter

LED Explanation

○ PWR

On: Power on

Off: Power off

○ Link/Act

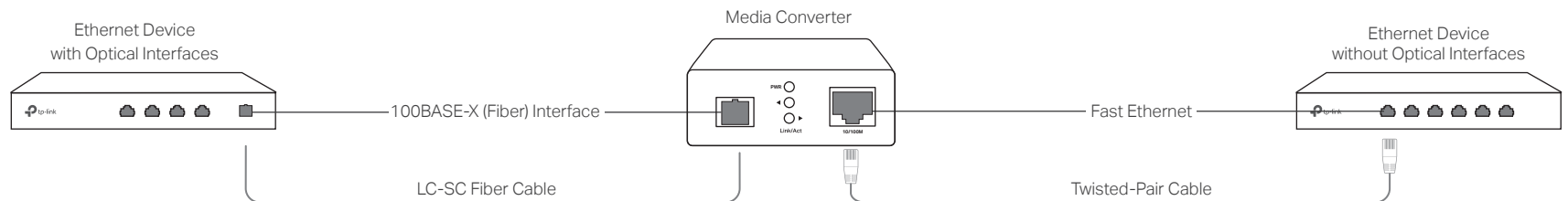
On: Valid link

Flashing: Transmitting or receiving data

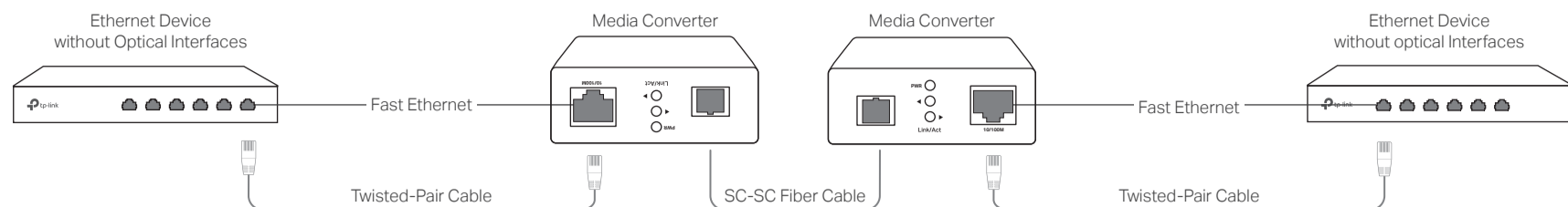
Off: Invalid link

Package Contents: Converter, Power Adapter, Installation Guide

Scenario 1: Connect Devices with and without Optical Interfaces



Scenario 2: Connect Devices without Optical Interfaces



Note: Please use one TL-FC111A-20 and one TL-FC111B-20 to work properly.

Specifications

General Specifications

| | |
|--------------|--|
| Standards | IEEE 802.3, IEEE 802.3i, IEEE802.3u |
| LED | PWR, Link/Act |
| Connector | 1 SC fiber optic; 1 RJ45 jack |
| Twisted-Pair | 100BASE-Tx: 2-pair UTP/STP of Cat. 5 or above (≤ 100 m) |
| Fiber | 9/125 μ m single-mode fiber (≤ 20 km) |
| Wave Length | FC111A-20: 1550 nm TX, 1310 nm RX FC111B-20: 1310 nm TX, 1550 nm RX |
| Power | External Power Adapter: 5 V/0.6 A |
| Dimensions | 94.5*73*27 mm |

Environmental and Physical Specifications

| | |
|-----------------------|------------------------------------|
| Operating Temperature | 0 °C to 50 °C (32 °F to 122 °F) |
| Storage Temperature | -40 °C to 70 °C (-40 °F to 158 °F) |
| Operating Humidity | 10% to 90% RH non-condensing |
| Storage Humidity | 5% to 90% RH non-condensing |

- To ask questions, find answers, and communicate with TP-Link users or engineers, please visit <https://community.tp-link.com> to join TP-Link Community.
- For technical support and other information, please visit <https://www.tp-link.com/support>, or simply scan the QR code.



Safety Information

- Keep the device away from water, fire, humidity or hot environments.
 - Do not attempt to disassemble, repair, or modify the device. If you need service, please contact us.
 - Do not use damaged charger or USB cable to charge the device.
 - Do not use any other chargers than those recommended.
 - Adapter shall be installed near the equipment and shall be easily accessible.
 - Do not point or stare directly into the beam or into the optical port of the transceiver when it is operating, as this can injure your eyesight.
- Please read and follow the above safety information when operating the device. We cannot guarantee that no accidents or damage will occur due to improper use of the device. Please use this product with care and operate at your own risk.

EU Declaration of Conformity

TP-Link hereby declares that the device is in compliance with the essential requirements and other relevant provisions of directives 2014/30/EU, 2014/35/EU, 2009/125/EC, 2011/65/EU and (EU)2015/863. The original EU declaration of conformity may be found at <https://www.tp-link.com/en/ce>.



UK Declaration of Conformity

TP-Link hereby declares that the device is in compliance with the essential requirements and other relevant provisions of the Electromagnetic Compatibility Regulations 2016 and Electrical Equipment (Safety) Regulations 2016. The original UK Declaration of Conformity may be found at <https://www.tp-link.com/support/ukca>

FCC FCC compliance information statement

Product Name: 10/100 Mbps WDM Media Converter
Model Number: FC111A-20/FC111B-20
Responsible party:
TP-Link USA Corporation
Address: 10 Mauchly, Irvine, CA 92618
Website: <https://www.tp-link.com/us/>
Tel: +1 626 333 0234
Fax: +1 909 527 6804
E-mail: sales.usa@tp-link.com

This equipment has been tested and found to comply with the limits for a Class A digital device, pursuant to part 15 of the FCC Rules. These limits are designed to provide reasonable protection against harmful interference when the equipment is operated in a commercial environment. This equipment generates, uses, and can radiate radio frequency energy and, if not installed and used in accordance with the instruction manual, may cause harmful interference to radio communications. Operation of this equipment in a residential area is likely to cause harmful interference in which case the user will be required to correct the interference at his own expense.

This device complies with part 15 of the FCC Rules. Operation is subject to the following two conditions:

- This device may not cause harmful interference.
- This device must accept any interference received, including interference that may cause undesired operation.

Any changes or modifications not expressly approved by the party responsible for compliance could void the user's authority to operate the equipment.

We, TP-Link USA Corporation, has determined that the equipment shown as above has been shown to comply with the applicable technical standards, FCC part 15. There is no unauthorized change is made in the equipment and the equipment is properly maintained and operated.

Issue Date: 2023/12/26

Industry Canada Statement

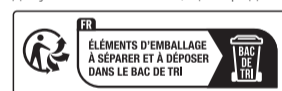
CAN ICES-3 (A)/NMB-3(A)

CE CE Mark Warning

This is a class A product. In a domestic environment, this product may cause radio interference, in which case the user may be required to take adequate measures.



Продукт сертифіковано згідно з правилами системи УкрСЕПРО на відповідність вимогам нормативних документів та вимогам, що передбачені чинними законодавчими актами України.



Explanation of the symbols on the product label

Symbols may vary from products. The label is at the bottom of the product.

| Symbol | Explanation |
|------------|---|
| | Class II equipment |
| | Class II equipment with functional earthing |
| | Alternating current |
| | Direct current |
| | Polarity of d.c. power connector |
| | For indoor use only |
| | Dangerous voltage |
| | Caution, risk of electric shock |
| | Energy efficiency Marking |
| | Protective earth |
| | Earth |
| | Frame or chassis |
| | Functional earthing |
| | Caution, hot surface |
| | Caution |
| | Operator's manual |
| | Stand-by |
| | "ON"/"OFF" (push-push) |
| | Fuse |
| | Fuse is used in neutral N |
| | RECYCLING This product bears the selective sorting symbol for Waste electrical and electronic equipment (WEEE). This means that this product must be handled pursuant to European directive 2012/19/EU in order to be recycled or dismantled to minimize its impact on the environment. User has the choice to give his product to a competent recycling organization or to the retailer when he buys a new electrical or electronic equipment. |
| | Caution, avoid listening at high volume levels for long periods |
| | Disconnection, all power plugs |
| m | Switch of mini-gap construction |
| μ | Switch of micro-gap construction (for US version) Switch of micro-gap /micro-disconnection construction (for other versions except US) |
| ϵ | Switch without contact gap (Semiconductor switching device) |